

LITEMOVE 

Aftermarket | 2025

CATALOGUE



Table of Contents

About Us	P.03 - 04
Light Technology	P.05 - 08
Optical Safety Ideology	P.09 - 10
Headlight Solutions For Electrically Power Assisted Cycles RXW-2900/ AEW-230/ AC-210/ AC-150/ ACN-1200/ SC-160/ SCN-1700/ SEC-150/ SEC-110/ Fidlock/ SE-70/ SE-90A/ RX-E90/ RX-E50 For Speed Pedelec AE-200	P.11 - 28 P.29 - 30
Tail Light Solutions TSV-SP/ TS-SP/ TS-FD TS-RK/ TL-FD	P.31 - 35
Visibility Light TL01/ TL02/ TL03	P.36 - 38
Accessories Handlebar/ Fork/ Gopro Solution/ Adapter/ Seat Post/ Fender/ Seat Stay & Seat Post/ Reflector	P.39 - 41
Specificaitons	P.43 - 46

About Litemove

Litemove is a design & manufacturing company of LED lights for the global bicycle industry.

The company is based in Taiwan; with sales, marketing, and service located in both Germany and Taiwan. We are a young energetic company complimented by a team with several decades of international experience in optics, electronics and mechanical engineering harnessed from the automotive industry.

These key attributes are brought together in our bicycle product design team for the creation of world class products.

We have a simple but clear mission – Innovation / Sustainability/ Quality / Service .

Our R&D facilities are equipped with the latest simulation software, photometer, and testing labs, enabling us to utilize the latest technology to optimize design for innovative and cost-efficient solutions.

We are always searching to improve our solutions and push the limits of what our products are capable of, whilst remaining a **sustainable**.

We recognize that quality is crucial for our products- Right from the start of the design stage, we work closely with our quality control department, analyzing each process closely to ensure that quality is built into every stage of the manufacturing process.

Our customers always expect a quick response- So we have service centers in both Europe & Asia, that allow us to provide quick and professional services to our partners.

Main Products & Service

- E-bike lights: E/e Mark | K-Mark
- AUX lights for motorcycles: ECE / E9
- Reflectors
- Homologation support

Our Management Certifications

IATF-16949 | ISO9001 | QS9000 | ISO14001 |



Optical Technology





Litemove continues on developing innovative headlights and tail lights for electric bicycles. Optical performance is a crucial factor in our lighting design.

We provide extravagant lighting for the importance of safety while riding in any dark environments.

RX Series

RX

The RX reflector is our redefined design of optical technology. It uses a mirrored surface to project a wider angle of LED lighting at a great distance for precise visibility for riders to experience, especially in the city or suburban road in both daytime and nighttime.





RX^{plus}

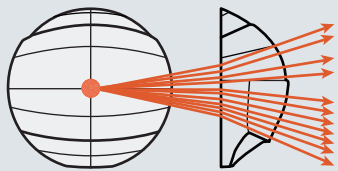
The RX Plus includes a dual light (high & low-beam) function for enhanced visibility for users to use. This feature provides a wide angle of consistent lighting, while providing a great distance of beam distribution. Best used for paths in the city and suburban roads in both daytime and nighttime. Its high-beam function enhances cyclists' awareness with their surroundings, as well as a signal to other road users.

RX^{pro}

RX Pro is advanced technology designed specifically for off-road use, with a large and refined beam distribution. Even in harsh nighttime conditions, it provides users with a great experience. Whether riding on rugged mountain trails or traveling through green forests, RX Pro ensures optimal lighting effects, improves safety and clarity of vision, allowing mountain biker to face various challenges with confidence.



MTi Series







Taking its lead from car headlight technology, MTi (Multi-beam integration) lens uses a highly efficient aspheric lens, designed to offer a complex distribution of multi-beam pattern.

MTi®

The aspheric lens is produced with precise plastic moulding, polishing single-point diamond turning, and injection moulding.

As a result, it minimizes the loss of light performance and provides great light exposure for maximum safety for our riders at any time of the day.



MTi^{plus}

The MTi Plus gives users more visibility while providing dual light (high-beam) options.



The high-beam features brighter exposure that helps your ride on high speed paths with no lights, rural areas, trails, etc., as well as signalling incoming drivers or cyclists.

MTi^{pro}

The MTi Pro provides better illumination and wider beam distribution for additional value in a headlight.

The dual light (high & low-beam) option is also included to provide advanced and incredible visibility for safety. These features give users the best riding experience while letting them feel responsive in wide and bright visibility in any environment, especially at night.

Best for: high speed paths with no lights, rural areas, mountain, unsurfaced, narrow road trails, etc.



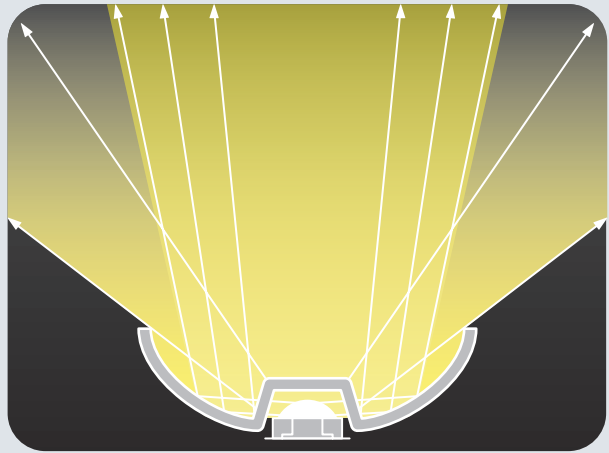
ATIR Series

ATIR

ATIR (Advanced total internal reflection) technology is latest innovation using for automotive lighting. It is a compound lens that combines the best of both a reflector and a lens to maximize the beam shaping capabilities.

Features:

- Design for wider illumination
- High lumens and lux
- Uniform lighting distribution
- Compact in size
- Higher weather resistant capability
- Longer product lifecycle service

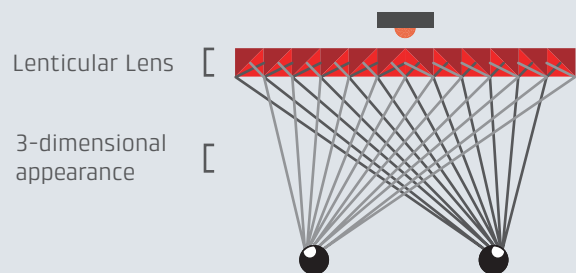


LTi Series

LTi®

Similar to an auto car's tail light, LTi (lenticular) lens creates safety and visibility for cyclists from the back.

The lens provides a 3-dimensional appearance and beam patterns, creating a distinctive look that can be seen and noticed from various angles.



AXT

Auxiliary trigger connector allows the high beam switch easily routed inside of handlebar. Reduces the complexity of bicycle assembly and lowers the associated costs while simplifying follow-up maintenance.

EPC

Easy power connector- is an adding function for the light easily and quickly connected to motor system with FE cable solution. Reduce unnecessary redundancy complicated and inaccessible wiring can cause difficulties for mechanics.

AEB

Automatic emergency brake light is a feature that can sense slow or stopped traffic ahead and urgently apply the brakes if the driver fails to respond. Warns the rider/driver of a hard braking event in front, even when the driver's view is obstructed by other vehicles or bad weather conditions. In addition, it enables a vehicle to broadcast a self-generated emergency brake event to surrounding vehicles.

**Hi
Low**

Dual-light function: High & low-beam

IP

Ingress Protection rating that classifies the degrees of protection

LUX

Lux: Light output

LM

Lumen Measurement

Lumens (lm) are the units of luminous flux, which describe the total amount of visible light emitted by a light source. Lighting products use "lumens" to denote brightness, abbreviated as "lm." The higher the lumens, the brighter the light source.

**6-12
V**

Input voltage range

**e
25**

Electrically Power Assisted Cycle (EPAC)- 25km

**e
45**

Speed Pedelec- 45km

E9

Complies with EU/ECE Regulations

StVZO

Complies with German Road Traffic Licensing Regulations

**Side
View**

Side visibility from all sides

AL

Aluminum housing material

TH

Thermal conductive material for better heat flow

Optical Safety Ideology

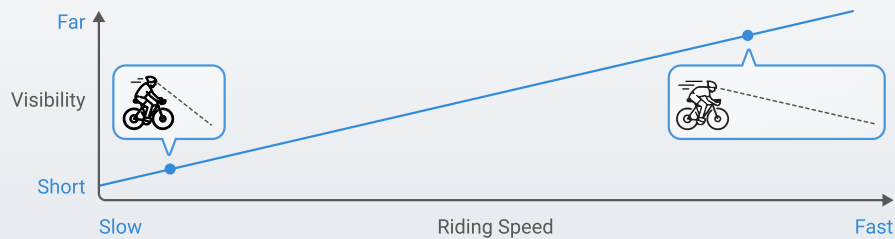
We care about your safety. Whether it's the environment or the speed of our ride, it all affects our vision. Having a basic understanding may let riders choose the most fitting headlight for their trails.

Speed Will Affect Our Vision

Our pupil distance (visibility) shifts according to how fast or slow we ride on the trail.

Decrease riding speed, shortens our pupil distance and lets us see closer.

Increase riding speed, widens our pupil distance which allows us to see further.




Lights On All-Time Decrease Accidents

Having both headlights & tail lights on e-bikes boost cyclists' visibility and safety from incoming passengers at all time.




Decrease in accidents with lights on at all times



Importance of Having Proper Lights on

Lights designed with cut-off line and proper brightness, prevents blinding or collisions with other users.




Fatal collisions are due to low-light visibility


Suggested Lights to Use in Certain Scenario




Standard beam (low-beam) with wide beam angles are appropriate for **unsurfaced narrow roads**.



Dual light options (high & low-beam) with wide beam angle is recommended using on **mountain trails** for precise visibility and safety.



Dual light options (high & low-beam) with far distance beam is vital on **highways** and **urban roads**.



Standard beam (low-beam) is ideal for riding in the **city**, while preventing incoming users with excessive glare.





Headlight

For Electrically Power Assisted Cycles

E-Bike Headlight Overview

	RXW-2900	AEW-230	AC-210	AC-150	ACN-1200	SC-160	SCN-1700
Brightness	140 / 200 Lux 1665 / 2900 lm	170 / 230 Lux	140 / 210 Lux	90 / 150 Lux	1200 Lumens	160 Lux 800 lumens	1700 Lumens
Beam Type	Low / High (Wide)	Low / High (Wide)	Low / High	Low / High	Low / High	Low	Low (Wide)
Beam Width @5M	10m / 10m	10m	5.5m / 6m	4m / 4.5m	5m / 5m	7.5m	9m
Beam Width @10M	11m / 11m	10m	10m / 10.5m	7m / 8m	8m / 9m	12m	12m
Visibility Distance	280m	300m	300m	230m	230m	250m	230m
Power Source							
E-bike System: 12V	●	●	●	●	●	●	●
E-bike System: 6V				●			
Environment							
Daytime/ Sunrise	●	●	●	●	●	●	●
Nighttime/ Sunset	●	●	●	●	●	●	●
Fog/ Rain/ Snow						●	●
Riding Scenario							
City/ Urban Area			●	●	●	●	●
Rural Area	●	●	●	●	●	●	●
Mountain Trails	●	●					
Legal Requirement							
K-mark	●	●	●	●		●	
E-mark							

	SEC-150	SEC-110	SE-90A	SE-70	RX-E90	RX-E50	AE-200
Brightness	150 Lux	110 Lux	90 Lux	70 Lux	50 / 90 Lux	50 Lux	170 / 200 Lux
Beam Type	Low	Low	Low	Low	Low / High	Low	Low / High
Beam Width @5M	5.5m	5.5m	4.5m	4.5m	4m / 4.5m	4m	4m
Beam Width @10M	10m	10m	8.5m	8m	8m	8m	8m
Visibility Distance	250m	210m	180m	160m	180m	120m	280m
Power Source							
E-bike System: 12V	●	●	●	●	●	●	●
E-bike System: 6V			●	●	●	●	
Environment							
Daytime/ Sunrise	●	●	●	●	●	●	●
Nighttime/ Sunset	●	●	●	●	●	●	●
Fog/ Rain/ Snow	●	●	●	●		●	
Riding Scenario							
City/ Urban Area	●	●	●	●	●	●	●
Rural Area	●	●			●		●
Mountain Trails							
Legal Requirement							
K-mark	●	●	●	●	●	●	
E-mark							●



RXW-2900

2900 Lumens

For demanding mountain bikers

RXW-2900



- The RXW-2900 is the brightest e-bike front light designed for off-road use, and it's StVZO certified.
- With its refined beam distribution, the RXW-2900 offers secured illumination while riding.
- Equipped with 12 powerful LEDs, it boasts a high beam of up to 2,900 lumens. The built-in auto light sensor automatically switches between daylight and low beam modes for optimal visibility.
- Engineered for performance, the RXW-2900 features an aluminum construction along with advanced thermal technology and high-grade electronic production facilities.
- This ensures outstanding heat dissipation and a longer lifespan, so the light output remains consistently high throughout the entirety of its runtime.



Light model: RXW2900
 Cable Length: 1400mm
 Control Switch : 300mm+ Switch bracket / mount: Ø 22.2mm
 Mount: Handlebar mount (PHB31850)
 Mount size: Ø31.8 & 35mm
 Waterproof connector (ct22)
 SKU No. RXW29001

Specification

Model name	RXW-2900
Model no.	RXW2900
S/N	0025
Light output	High beam: 200Lux/ 2900 Lumens (28W); 170Lux/ 2425 Lumens (22W); 140Lux/ 1970 Lumens (17W) Low beam: 140 Lux/ 1665Lumens Day Light: 60Lux/ 650Lumens
Optical technology	RX Pro
Light source	LED *12
Input voltage (DC)	12V (11V - 16V)
Power consumption	High beam : 28W / 22W / 17W Low beam : 13.5W Day Light: 5.5W
Cable diameter	Power : Ø 4mm Switch : Ø 2.55mm
Cable length	Power :1400mm Switch : 300mm
IP rating	IP56
Operating temperature (°C)	-25 ~ +50
Material	Aluminum
Weight (w/o cable)	155g
Dimension (WXHXL)	83 x 50.8 x 52 mm
Switch bracket / mount	Ø 22.2mm
Reflector (optional)	N/A
Compliance	CE / RoHS / REACH
Type of approval	StVZO-K / ISO 6742
Approval number	- K 2509



Optional:
 Headlight Rear adapter (AP2)
 Stem adapter (AP1)

Performance
Wide Beam Distribution



AEW-230



- 230 lux/ 950 lumen highly efficient LED light, with cut-off line beam preventing oncoming eyes from glare
- Up to 10m wide and up to 300m distance of beam visibility ahead
- 2-piece control switch for high-beam function
- IP56- Protects against high pressure water or dust ingress
- Aluminum Pre Casting & CNC housing
- For 25km e-bike / EPAC
- K-Mark & EN-15194-CE compliance



Light model: HKAEW230
 Cable Length: 1400mm
 Control Switch : 300mm+ Switch bracket / mount : Ø 22.2mm
 Mount: Handlebar mount (PHB31850)
 Mount size: Ø31.8 & 35mm
 Waterproof connector (ct22)
 SKU No. AEW2302

Specification

Model name	AEW-230
Model no.	HKAEW230
S/N	E10
Light output	High beam : 230 lux / 950 lumens Low beam : 170 lux / 550 lumens
Optical technology	MTi Pro
Light source	LED*4
Input voltage (DC)	12V (9V - 16V)
Power consumption	High beam : 15W max. Low beam : 7.3W
Cable diameter	Power : Ø 4mm Switch : Ø 2.55mm
Cable length	Power : 1400 mm Switch : 300mm
IP rating	IP56
Operating temperature (°C)	-25 ~ +70
Material	Aluminum
Weight (w/o cable)	165g
Dimension (WXHXL)	63.1 x 49.9 x 52 mm
Switch bracket / mount	Ø 22.2mm
Reflector (optional)	RFD
Compliance	CE / RoHS / REACH / Prop 65
Type of approval	StVZO-K / ISO 6742
Approval number	- K 1973



AC-210 | AC-150



- Use MTi Plus system, which includes dual-beam option (high/low-beam)
- 2-piece control switch for high-beam function
- Multiple mounting options in one housing: fork, stem, or handlebar
- IP56- Protects against high pressure water or dust ingress
- Aluminum housing
- For 25km e-bike / EPAC
- K-Mark & ISO 6742 compliance



Light model: AC210D
Holder: Down
Cable Length: 1400mm
Control Switch : 650mm+ Switch bracket /mount: Ø 22.2mm
Mount: Not included
Waterproof connector (ct22)
SKU No. AC2101



Light model: AC210U
Holder: Up
Cable Length: 1400mm
Control Switch : 300mm+ Switch bracket /mount: Ø 22.2mm
Mount: Not included
Waterproof connector (ct22)
SKU No. AC2102



Light model: AC210S
Holder: Side
Cable Length: 1400mm
Control Switch : 300mm+ Switch bracket /mount: Ø 22.2mm
Mount: Handlebar mount (PHB31850)
Mount size: Ø31.8 & 35mm
Waterproof connector (ct22)
SKU No. AC2103

Light model: AC150D
Holder: Down
Cable Length: 1400mm
Control Switch : 650mm+ Switch bracket /mount: Ø 22.2mm
Mount: Not included
Waterproof connector (ct22)
SKU No. AC1501

Light model: AC150U
Holder: Up
Cable Length: 1400mm
Control Switch : 300mm+ Switch bracket /mount: Ø 22.2mm
Mount: Not included
Waterproof connector (ct22)
SKU No. AC1502

Light model: AC150S
Holder: Side
Cable Length: 1400mm
Control Switch : 300mm+ Switch bracket /mount: Ø 22.2mm
Mount: Handlebar mount (PHB31850)
Mount size: Ø31.8 & 35mm
Waterproof connector (ct22)
SKU No. AC1503

Light model: ACN1200D
Holder: Down
Cable Length: 1400mm
Control Switch : 650mm+ Switch bracket /mount: Ø 22.2mm
Mount: Not included
Waterproof connector (ct22)
SKU No. ACN12001

Light model: ACN1200U
Holder: Up
Cable Length: 1400mm
Control Switch : 300mm+ Switch bracket /mount: Ø 22.2mm
Mount: Not included
Waterproof connector (ct22)
SKU No. ACN12002

Light model: ACN1200S
Holder: Side
Cable Length: 1400mm
Control Switch : 300mm+ Switch bracket /mount: Ø 22.2mm
Mount: Handlebar mount (PHB31850)
Mount size: Ø31.8 & 35mm
Waterproof connector (ct22)
SKU No. ACN12003

ACN-1200



- The ACN-1200 is a powerful e-bike light delivering 1200 lumens of output with a high/low beam function to adapt to changing conditions.
- Utilizing our second-generation MTi Plus optical technology, the ACN-1200 is engineered with a specially refined beam pattern that provides optimal illumination for high-speed riding over varied terrain.
- The durable aluminum construction, combined with efficient cooling technology, ensures the light can withstand the elements while maintaining consistent, long-lasting performance.



Specification

Model name	AC-210	AC-150	ACN-1200
Model no.	AC210D / AC210S / AC210U	AC150D / AC150S / AC150U	ACN1200D / ACN1200S / ACN1200U
S/N	10015	0023	0032
Light output	High beam : 210 lux Low beam : 140 lux	High beam : 150 lux Low beam : 90 lux	High beam : 155 lux / 1200 lumens Low beam : 130 lux / 990 lumens
Optical technology	MTi Plus	MTi Plus	MTi Plus
Light source	LED *6	LED *4	LED*12
Input voltage (DC)	12V (11V - 16V)	12V (6V - 16 V)	12V (10.5V - 16V)
Power consumption	High beam : 16W max. Low beam : 10W	High beam : 13W max. Low beam : 6W	High beam : 18W max. Low beam : 11W
Cable diameter	Power : Ø 4mm Switch : Ø 2.55mm	Power : Ø 4mm Switch : Ø 2.55mm	Power : Ø 4mm Switch : Ø 2.55mm
Cable length	Power : 1400 mm Switch : 300mm / 650mm	Power : 1400 mm Switch : 300mm / 650mm	Power : 1400 mm Switch : 300mm / 650mm
IP rating	IP56	IP56	IP56
Operating temperature (°C)	-25 ~ +50	-25 ~ +50	-25 ~ +50
Material	Aluminum	Aluminum	Aluminum
Weight (w/o cable)	128g	128g	128g
Dimension (WXHXL)	Ø 46 x 52 mm	Ø 46 x 52 mm	Ø46 x 52mm
Switch bracket / mount	Ø 22.2mm	Ø 22.2mm	Ø 22.2mm
Reflector (optional)	RF1 / RFD	RF1 / RFD	RF1 / RFD
Compliance	CE / RoHS / REACH	CE / RoHS / REACH	CE / RoHS / REACH
Type of approval	StVZO-K / ISO 6742	StVZO-K / ISO 6742	N/A
Approval number	- K 2510	- K 1837	N/A

SC-160 | SCN-1700



SC-160

- Apply with the most modern ATIR optical technology
- 12m wide and up to 250m distance of beam visibility ahead
- 160 lux high brightness and 800 lumens output
- 11V-16V with a power consumption of 9 Watt
- Multiple mounting options in one housing: fork, stem, handlebar, or fender
- IP56- Protects against high pressure water or dust ingress
- Aluminum housing
- For 25km e-bike / EPAC
- K-Mark & EN-15194-CE compliance

SCN-1700

- The SCN-1700 is a powerful e-bike light delivering 1700 lumens of output.
- Equipped with our latest ATIR (advanced total internal reflection) optical technology, the SCN-1700 provides wider, more uniform beam distribution for unparalleled visibility.
- Built to withstand the elements with superior weather-resistant capabilities.
- The lightweight, compact aluminum construction is engineered for maximum durability, while the integrated cooling system ensures consistent, high-performance output no matter how demanding the ride.



Light model: SC160D
Holder: Down
Cable Length: 1400mm
Mount: Universal fork mount (FKPL)
Reflector: K-Reflector (RF1)
Waterproof connector (ct22)
SKU No. SC1601



Light model: SC160U
Holder: Up
Cable Length: 1400mm
Mount: Not included
Waterproof connector (ct22)
SKU No. SC1602



Light model: SC160S
Holder: Side
Cable Length: 1400mm
Mount: Handlebar mount (PHB31850)
Mount size: Ø31.8 & 35mm
Reflector: K-Reflector (RFD)
Waterproof connector (ct22)
SKU No. SC1603

Light model: SCN1700D
Holder: Down
Cable Length: 1400mm
Mount: Universal fork mount (FKPL)
Waterproof connector (ct22)
SKU No. SCN17001

Light model: SCN1700U
Holder: Up
Cable Length: 1400mm
Mount: Not included
Waterproof connector (ct22)
SKU No. SCN17002

Light model: SCN1700S
Holder: Side
Cable Length: 1400mm
Mount: Handlebar mount (PHB31850)
Mount size: Ø31.8 & 35mm
Waterproof connector (ct22)
SKU No. SCN17003

Specification

Model name	SC-160	SCN-1700
Model no.	SC160D / SC160S / SC160U	SCN1700D / SCN1700S / SCN1700U
S/N	0020	0033
Light output	160 lux / 800 lumens	130 lux / 1700 lumens
Optical technology	ATIR	ATIR
Light source	LED *3	LED*6
Input voltage (DC)	12V (11V - 16V)	12V (11V - 16V)
Power consumption	9W	18W max.
Cable diameter	Ø 4mm	Ø 4mm
Cable length	1400mm	1400mm
IP rating	IP56	IP56
Operating temperature (°C)	-25 ~ +50	-25 ~ +50
Material	Aluminum	Aluminum
Weight (w/o cable)	115g	115g
Dimension (WXHXL)	Ø 46 x 40.8 mm	Ø 46 x 40.8 mm
Switch bracket / mount	N/A	N/A
Reflector (optional)	RF1 / RFD	RF1 / RFD
Compliance	CE / RoHS / REACH	CE / RoHS / REACH
Type of approval	StVZO-K / ISO 6742	N/A
Approval number	- K 2581	N/A



SEC-150 | SEC-110



SEC-150

- The SEC-150 is a high-performance e-bike light that is built from durable, heat-dissipating aluminum construction and features ultra-high-output LEDs delivering up to 150 lux.
- Powered by our latest 2nd generation MTi lens technology, the SEC-150 features a sophisticated multi-beam pattern that's carefully optimized to provide comprehensive, uniform coverage.
- 150 lux and maximum 10W power consumption
- For 25km/ EPAC
- K-Mark & ISO-6742 Compliance

SEC-110

- Embedded with new MTi system for standard cut-off line beam
- 10m wide and up to 210m distance of beam visibility ahead
- 110 lux
- 8V-16V with a power consumption of 8 Watt
- Multiple mounting options in one housing: fork, stem, handlebar, or fender
- IP56- Protects against high pressure water or dust ingress
- Aluminum housing
- For 25km e-bike / EPAC
- K-Mark & EN-15194-CE compliance

Specification



Model name	SEC-150	SEC-110
Model no.	SEC150D / SEC150S / SEC150U	SEC110D/SEC110S/SEC110U
S/N	0028	10019
Light output	150 Lux	110 lux
Optical technology	MTi	MTi
Light source	LED *3	LED *2
Input voltage (DC)	12V (11V - 16V)	12V (8V - 16V)
Power consumption	10W	8W
Cable diameter	Ø 4mm	Ø 4mm
Cable length	1400mm	1400mm
IP rating	IP56	IP56
Operating temperature (°C)	-25 ~ +50	-25 ~ +50
Material	Aluminum	Aluminum / Plastic
Weight (w/o cable)	90g	85g
Dimension (WXHXL)	Ø 43.5 x 46.9 mm	Ø 43.5 x 46.9 mm
Switch bracket / mount	N/A	N/A
Reflector (optional)	RF1 / RFD	RF1 / RFD
Compliance	CE / RoHS / REACH	CE / RoHS / REACH
Type of approval	StVZO-K / ISO 6742	StVZO-K / ISO 6742
Approval number	- K 2510	- K 2511

LITEMOVE × Fidlock

Seamless Integration Solution



Light model: SEC150D
Holder: Down
Cable Length: 1400mm
Mount: Universal fork mount (FKPL)
Reflector: K-Reflector (RF1)
Waterproof connector (ct22)
SKU No. SEC1501

Light model: SEC110D
Holder: Down
Cable Length: 1400mm
Mount: Universal fork mount (FKPL)
Reflector: K-Reflector (RF1)
Waterproof connector (ct22)
SKU No. SEC1101



Light model: SEC150U
Holder: Up
Cable Length: 1400mm
Mount: Not included
Waterproof connector (ct22)
SKU No. SEC1502

Light model: SEC110U
Holder: Up
Cable Length: 1400mm
Mount: Not included
Waterproof connector (ct22)
SKU No. SEC1102



Light model: SEC150S
Holder: Side
Cable Length: 1400mm
Mount: Handlebar mount (PHB31850)
Mount size: Ø31.8 & 35mm
Reflector: K-Reflector (RFD)
Waterproof connector (ct22)
SKU No. SEC1503

Light model: SEC110S
Holder: Side
Cable Length: 1400mm
Mount: Handlebar mount (PHB31850)
Mount size: Ø31.8 & 35mm
Reflector: K-Reflector (RFD)
Waterproof connector (ct22)
SKU No. SEC1103

- FIDLOCK's PINCLIP e-bike light technology offers riders a hassle-free lighting solution with its magnetic-mechanical attachment system.
- With its easy attachment and secure fit, cyclists can enjoy reliable illumination on their rides, rain or shine, all while maintaining a sleek and quiet riding experience.
- With the SEC-110 and the AC-150, we offer our newest e-Bike lights for the 25KM/h category with Fidlock PINCLIP adapter.



SE-90A | SE-70



SE-90A

- Built-in smart ambient sensor enables variable lumens light output depending on environment condition.
- Standard (90 lux) / Day light (30 lux)
- Auto brightness switch for power saving
- IP56- Protect against high pressure water or dust ingress
- For 25km e-bike / EPAC
- K-Mark and EN-15194 CE compliance

SE-70

- Highly efficient led lights, with cut-off line beam preventing oncoming eyes from glare
- Up to 6m wide and up to 150m distance of beam visibility ahead
- 2 mount options: fork or stem
- IP56- Protects against high pressure water or dust ingress
- For 25km e-bike / EPAC
- K-Mark & EN-15194-CE compliance



Light model: SE90AD
Holder: Down
Cable Length: 1400mm
Mount: Universal fork mount (FKPL)
Reflector: K-Reflector (RF1)
Waterproof connector (ct22)
SKU No. SE90AD1

Light model: SE70D
Holder: Down
Cable Length: 1400mm
Mount: Universal fork mount (FKPL)
Reflector: K-Reflector (RF1)
Waterproof connector (ct22)
SKU No. SE701



Light model: SE70U
Holder: Up
Cable Length: 1400mm
Mount: Not included
Waterproof connector (ct22)
SKU No. SE702

Specification

Model name	SE-90A	SE-70
Model no.	SE90AD	SE70D/SE70U
S/N	0024	0018
Light output	Standard: 90 lux Day Light: 30 lux	70 lux
Optical technology	MTi	MTi
Light source	LED *1	LED *1
Input voltage (DC)	6V (5V - 16V)	6V (5V - 16V)
Power consumption	Standard: 5W Day Light: 1.5W	4W
Cable diameter	Ø 4mm	Ø 4mm
Cable length	1400mm	1400mm
IP rating	IP56	IP56
Operating temperature (°C)	-25 ~ +50	-25 ~ +50
Material	Plastic	Plastic
Weight (w/o cable)	67g	66g
Dimension (WXHXL)	Ø 43.5 x 49 mm	Ø 43.5 x 49 mm
Switch bracket / mount	N/A	N/A
Reflector (optional)	RF1	RF1
Compliance	CE / RoHS / REACH	CE / RoHS / REACH
Type of approval	StVZO-K / ISO 6742	StVZO-K / ISO 6742
Approval number	- K 2379	- K 2379



RX-E90 | RX-E50



Light model: RXE90
 Holder: Down
 Cable Length: 1400mm
 Control Switch : 650mm+Switch bracket /
 mount: Ø22.2mm
 Mount: Universal fork mount (FKPL)
 Reflector: K-Reflector (RFD)
 Waterproof connector (ct22)
 SKU No. RX-E901



Light model: RXE90
 Holder: Down
 Cable Length: 1400mm
 Control Switch : 300mm+Switch bracket /
 mount: Ø22.2mm
 Mount: Not included
 Reflector: K-Reflector (RFD)
 Waterproof connector (ct22)
 SKU No. RX-E902



Light model: RXE50
 Holder: Down
 Cable Length: 1400mm
 Mount: Universal fork mount (FKPL)
 Reflector: K-Reflector (RFDT)
 Waterproof connector (ct22)
 SKU No. RX-E501

- 90 lux (RX-E90) highly efficient led lights, with cut-off line beam preventing oncoming eyes from glare
- Up to 8m wide and up to 180m distance of beam visibility ahead
- 2-piece control switch for high-beam function
- Multiple mounting options
- For 25km e-bike / EPAC
- Compliant with StVZO-K standard

Specification

Model name	RX-E90	RX-E50
Model no.	RXE90	RXE50
S/N	RX02	RX01
Light output	High beam : 90 lux Low beam : 50 lux	50 lux
Optical technology	RX Plus	RX
Light source	LED*2	LED*1
Input voltage (DC)	6V (5V - 16V)	6V (5V - 16V)
Power consumption	High beam : 5.8W max. Low beam : 2.9W	2.5W
Cable diameter	Power : Ø 4mm Switch : Ø 2.55mm	Ø 4mm
Cable length	Power : 1400 mm Switch : 300mm / 650mm	1400 mm
IP rating	IP56	IP56
Operating temperature (°C)	-25 - +70	-25 - +50
Material	Aluminum	Plastic
Weight (w/o cable)	37.5g	18.5g
Dimension (WXHXL)	39.2 x 52.6 x 48.8 mm	39.2 x 52.6 x 48.8 mm
Switch bracket / mount	Ø 22.2mm	N/A
Reflector (optional)	RFD	RFDT
Compliance	CE / RoHS / REACH / Prop 65	CE / RoHS / REACH / Prop 65
Type of approval	StVZO-K / ISO 6742	StVZO-K / ISO 6742
Approval number	- K 2047	- K 2047



MESSENGER
E-Mobility Solutions

Paragon

KENDA KHAN II

DISC

ROCK
SHOX

ROCK
SHOX

Headlight

For Speed Pedelec

LITEMOVE 
High Low BEAM DISTRIBUTION



AE-200

45km Speed Pedelec



- Use MTi Plus system, which includes dual-beam option (high/low-beam)
- 8m wide and up to 280m distance of beam visibility ahead
- Up to 600 lumens
- 9-16V with a power consumption up to 13 Watt
- 2-piece control switch for high-beam function
- Multiple mounting options in one housing: fork, stem, or handlebar
- IP56- Protects against high pressure water or dust ingress
- Aluminum housing
- **For L1e/ L2e/ L3e**
- UNECE R113 Class-B (E-mark) & EN-15194-CE compliance



Light model: HEAE200D
Holder: Down
Cable Length: 1400mm
Control Switch : 650mm+ Switch bracket / mount: Ø 22.2mm
Mount: Universal fork mount (FKPL)
Reflector: K-Reflector (RF1)
Waterproof connector (ct22)
SKU No. AE2001

Specification

Model name	AE-200
Model no.	HEAE200D / HEAE200U/ HEAE200R
S/N	AE200
Light output	High beam (Driving beam) : 600 lumens Low beam (Passing beam) : 500 lumens
Optical technology	MTi Plus
Light source	LED *4
Input voltage (DC)	12V (9V - 16V)
Power consumption	High beam : 13W max. Low beam : 9.6W
Cable diameter	Power : Ø 4mm Switch : Ø 2.55mm
Cable length	Power : 1400 mm Switch : 300mm / 650mm
IP rating	IP56
Operating temperature (°C)	-25 ~ +70
Material	Aluminum
Weight (w/o cable)	120g
Dimension (WXHXL)	Ø 46 x 59.5mm
Switch bracket / mount	Ø 22.2mm
Reflector (optional)	RF1 / RFD
Compliance	CE / RoHS / REACH / Prop 65
Type of approval	UNECE R113 Class-B / ISO 6742
Approval number	E9 16897




Light model: HEAE200U
Holder: Up
Cable Length: 1400mm
Control Switch : 300mm+ Switch bracket / mount: Ø 22.2mm
Mount: Not included
Waterproof connector (ct22)
SKU No. AE2002



Light model: HEAE200R
Holder: Side
Cable Length: 1400mm
Control Switch : 300mm+ Switch bracket /mount: Ø22.2mm
Mount: Handlebar mount (PHB31850)
Mount size: Ø31.8 & 35mm
Waterproof connector (ct22)
SKU No. AE2003

Tail Light



FL SYNCROS

Manufacturer:
SUNNY SPORTS SA
Rue de Crommel 11
1300 Wavre Belgium
www.sunny.com

Model:
SUNNY
Production
Country: SA
SUNNY SA
Rue de Crommel 11
1300 Wavre Belgium
www.sunny.com

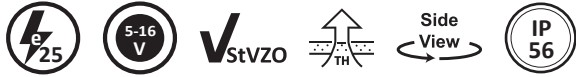
SPAC PLUMM
SUNNY

CE

EAC



TSV-SP



- The compact and sleekly designed TSV tail light delivers a wide, 240-degree beam visibility that ensures you're seen from all angles, day or night.
- Compliant with German StVZO standards, the TSV can be easily mounted in multiple configurations and allows for both vertical and horizontal installations, seamlessly integrate with your bike's existing components.
- The eccentric holder and bevel light housing allow you to easily integrate the light with the existing components on your frame, handlebars, or seatpost for a clean, cohesive look.

Specification

Model name	TSV-SP
Model no.	TSV
S/N	0031
Light output	2500mcd
Optical technology	N/A
Light source	LED *10
Input voltage (DC)	6V (5V - 16V)
Power consumption	0.65W
Cable diameter	Ø 3mm
Cable length	1400mm
IP rating	IP56
Operating temperature (°C)	-25 ~ +50
Material	Plastic
Weight (w/o cable)	18g (w/o bracket)
Dimension (WXHXL)	17.1x37x26mm (w/o bracket)
Mounting option	TSV-SP316 : Ø 31.6 & 30.9mm seat post TSV-SP272 : Ø 27.2mm seat post
Reflector (optional)	N/A
Compliance	CE / RoHS / REACH
Type of approval	StVZO-K / ISO 6742
Approval number	



Light model: TSV-SP316
Cable Length: 1400mm
Mount: For Ø 31.6 / Ø 30.9mm
Waterproof connector (ct22)
SKU No. TSV-SP316

Light model: TSV-SP272
Cable Length: 1400mm
Mount: For Ø 27.2mm
Waterproof connector (ct22)
SKU No. TSV-SP272

TS-SP | TS-FD



TS-SP

- 7200 mcd highly efficient rear light
- 240-degree wide visibility
- Designed for Ø 27.2 | 30.9 | 31.6mm seat posts
- IP56- Protects against high pressure water or dust ingress
- For 25km e-bike / EPAC
- K-Mark / ISO 6742 & EN-15194-CE compliance

TS-FD

- 7200 mcd highly efficient rear light
- 240-degree wide visibility
- Designed for bicycle's rear fender
- IP56- Protects against high pressure water or dust ingress
- For 25km e-bike / EPAC
- K-Mark / ISO 6742 & EN-15194-CE compliance



Light model: TKSESP1-316
Cable Length: 1400mm
Mount: For Ø 31.6 / Ø 30.9mm
Waterproof connector (ct22)
SKU No. TSSP316

Light model: TKSESP1-272
Cable Length: 1400mm
Mount: For Ø 27.2mm
Waterproof connector (ct22)
SKU No. TSSP272



Light model: TKSEFD
Cable Length: 1400mm
Rear fender adapter
Waterproof connector (ct22)
SKU No. TSFD

Specification

Model name	TS-SP	TS-FD
Model no.	TKSESP1-316 TKSESP1-272	TKSEFD
S/N	B03	B03
Light output	7200mcd	7200mcd
Optical technology	LTI	LTI
Light source	LED *4	LED *4
Input voltage (DC)	6V (5V - 16V)	6V (5V - 16V)
Power consumption	0.6W	0.6W
Cable diameter	Ø 3mm	Ø 3mm
Cable length	1400mm	1400mm
IP rating	IP56	IP56
Operating temperature (°C)	-25 - +70	-25 - +70
Material	Plastic	Plastic
Weight (w/o cable)	18g (w/o bracket)	18g (w/o adapter)
Dimension (WXHXL)	38 x 18 x 24 mm (w/o bracket)	38 x 18 x 24 mm (w/o adapter)
Mounting option	TKSESP1-316 : Ø 31.6 & 30.9mm seat post TKSESP1-272 : Ø 27.2mm seat post	Universal
Reflector (optional)	N/A	N/A
Compliance	CE / RoHS / REACH / Prop 65	CE / RoHS / REACH / Prop 65
Type of approval	StVZO-K / ISO 6742	StVZO-K / ISO 6742
Approval number	- K 1693	- K 1693

TS-RK



- 7200 mcd highly efficient rear light
- 240-degree wide visibility
- Designed for bicycle's rear carriers (50mm & 80mm)
- IP56- Protects against high pressure water or dust ingress
- For 25km e-bike / EPAC
- K-Mark / ISO 6742 & EN-15194-CE compliance

Specification

Model name	TS-RK
Model no.	TKSE-RR800 TKSE-RR500
S/N	B01(RR500) / B02(RR800)
Light output	7200mcd
Optical technology	LTI
Light source	LED *4
Input voltage (DC)	6V (5V - 16V)
Power consumption	0.6W
Cable diameter	Ø 3mm
Cable length	1400mm
IP rating	IP56
Operating temperature (°C)	-25 ~ +70
Material	Plastic
Weight (w/o cable)	TKSE-RR800: 23g TKSE-RR500: 20g
Dimension (WXHXL)	TKSE-RR800 : 96 x 18 x17 mm TKSE-RR500 : 65 x 18 x17 mm
Mounting option	TKSE-RR800: 80mm rack holder TKSE-RR500: 50mm rack holder
Reflector (optional)	RF2
Compliance	CE / RoHS / REACH / Prop 65
Type of approval	StVZO-K / ISO 6742
Approval number	- K 1693



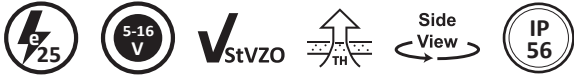
Light model: TKSE-RR500
Cable Length: 1400mm
For 50mm carrier mount
Waterproof connector (ct22)
SKU No. TSRR50



Light model: TKSE-RR800
Cable Length: 1400mm
For 80mm carrier mount
Waterproof connector (ct22)
SKU No. TSRR80



TL-FD



Light model: TL-FD
 Cable Length: 1400mm
 Bolt *2
 Waterproof connector (ct22)
 SKU No. TLFD

- Illuminates 20 lumens of lucent light.
- Integrated solution with bicycle fender
- Wide visibility gives great lucent light from all viewing
- IP56- Protects against high pressure water or dust ingress
- For 25km e-bike / EPAC
- K-Mark & EN-15194-CE compliance

Specification

Model name	TL-FD
Model no.	TLFD
S/N	0005
Light output	20 lumens
Optical technology	TL-K
Light source	LED*16 (Red)
Input voltage (DC)	6V (5V - 16V)
Power consumption	0.6W
Cable diameter	Ø 3mm
Cable length	1400 mm
IP rating	IP56
Operating temperature (°C)	-25 - +50
Material	Plastic
Weight (w/o cable)	11g
Dimension (WXHXL)	16.3 x 89.6 x 12.9 mm (w/o bracket)
Mounting option	Bicycle fender
Reflector	N/A
Compliance	CE / RoHS / REACH
Type of approval	StVZO-K / ISO 6742
Approval number	- K 2149



Visibility Light



TL Visibility Lights



Memory mode



VStVZO



- Super efficient brightness and run-time
- Different light modes with memory function for various scenarios of riding.
- Built-in USB charge cord.
- Quick mounting system.
- Multiple mounting options: vertical or horizontal on bicycle parts (fork, handlebar, seat post carrier, etc.).
- K-Mark / CE / ROHS compliance





Light model: TL01
BA1 mount *1
Strap *2
Mount size: Ø22.2 - 35mm
SKU No. TL01G1a



Light model: TL02
BA1 mount *1
Strap *2
Mount size: Ø22.2 - 35mm
SKU No. TL02G1a



Light model: TL0102
BA1 mount *2
Strap *4
Mount size: Ø22.2 - 35mm
SKU No. TL0102G1a



Light model: TL03
BA1 mount *1
Strap *2
Mount size: Ø22.2 - 35mm
SKU No. TL03G1a

Specification

Model name	TL01	TL02	TL03
Model no.	TL01	TL02	TL03
S/N	TL01	TL02	0010
Light output	High: 25 lumens Standard: 13 lumens Strobe: 23 lumens	Flash: 11 lumens Eco: 4 lumens	High: 40 lumens Standard: 20 lumens Strobe: 36 lumens
Optical technology	N/A	N/A	TL-K
Light source	LED*16 (Red)	LED*16 (White)	LED*16 (Red)
Power source	Battery (3.7V / 300mAh)	Battery (3.7V / 300mAh)	Battery (3.7V / 300mAh)
Runtime	High: 2.5 hours Standard: 5 hours Strobe: 15 hours	Flash: 65 hours Eco: 70 hours	High: 4 hours Standard: 9 hours Strobe: 19 hours
Charge time	1.5 hours	Flash: 95 hours Eco: 100 hours	1.5 hours
Charge require	Built-in USB-A, 5V 1A	High : 20 lumens Standard : 11 lumens	Built-in USB-A, 5V 1A
Low power indicator	Yes	Built-in USB-A, 5V 1A	Yes
Charging indicator	Yes	Yes	Yes
IP rating	IP56	Yes	IP56
Operating temperature (°C)	-10 ~ +50	Yes	-10 ~ +50
Material	Plastic	Yes	Plastic
Weight (w/o bracket)	18g	Yes	18g
Dimension (WXHXL)	15.5 x 74.3 x 18mm (w/o bracket)	Yes	15.5 x 74.3 x 18mm (w/o bracket)
Mounting option	Universal	Yes	Universal
Compliance	CE / RoHS / REACH	Yes	CE / RoHS / REACH
Type of approval	N/A	Yes	StVZO-K / ISO 6742
Approval number	N/A	Yes	- K 2149



Accessories

for Headlights

Handlebar Bracket



mount: Ø31.8 & 35mm / side

Material: Plastic
SKU No: PHB31850ba



mount: Ø31.8 & 35mm / universal

Material: Plastic
SKU No: PHBU31850ba

Fork Mount



2 axles fork mount

Material: Aluminum
SKU No: FK2Aba



Universal fork mount

Material: Plastic
SKU No: FKPLba



Suntour NEX-E, NEX, CR8

Material: Plastic
SKU No: STU-1ba



Suntour NCX-E

Material: Plastic
SKU No: STU-2ba

GoPro Solutions



Suntour MOBIE34/45/25/A32, XCR32, XCM32

Material: Plastic
SKU No: STU-3ba



Suntour SF20-NEX-E25

Material: Plastic
SKU No: STU-4ba



FOX AWL

Material: Plastic
SKU No: STU-5ba



GoPro style mount for BOSCH Intuvia & Nyon (-MY20)

Material: Plastic
SKU No: GO-B01ba

Adapter



Stem (face cap) adapter

Material: Plastic
SKU No: AP1ba



Headlight rear adapter/ space 9.4mm (GoPro compatible)

Material: Plastic
SKU No: AP2ba



Headlight rear adapter (eccentric)/ space 10mm

Material: Plastic
SKU No: AP2Aba



Front fender adapter

Material: Plastic
SKU No: AP3ba

for Tail lights

Seat Post Mount



mount: Ø 27.2mm

Material: Plastic
SKU No: SP1-272ba



mount: Ø 31.6 & 30.9mm

Material: Plastic
SKU No: SP1-316ba

Fender Mount



Rear fender adapter

Material: Plastic
SKU No: FD-CNTba

Seat Stay & Seat Post



SY bracket / mount: seat stay & seat post

Material: Plastic
SKU No: SY1ba

Others

Reflector



K-reflector (front)

Material: Plastic
SKU No: RF1ba



K-reflector + adapter (w/machine screw)

Material: Plastic
SKU No: RFDba



Z-reflector (rear)

Material: Plastic
SKU No: RF2ba



Specifications Overview

Headlights

Model name	RXW-2900	AEW-230	AC-210	AC-150
Model no.	RXW2900	HKAEW230	AC210D / AC210S / AC210U	AC150D / AC150S / AC150U
S/N	0025	E10	10015	0023
Light output	High beam: 200 lux / 2900 lumens (28W); 170 lux / 2425 lumens (22W); 140 lux / 1970 lumens (17W) Low beam: 140 lux / 1665 lumens Day Light: 60 lux / 650 lumens	High beam: 230 lux / 950 lumens Low beam: 170 lux / 550 lumens	High beam: 210 lux Low beam: 140 lux	High beam: 150 lux Low beam: 90 lux
Optical technology	RX Pro	MTi Pro	MTi Plus	MTi Plus
Light source	LED* 12	LED*4	LED *6	LED *4
Input voltage (DC)	12V (11V - 16V)	12V (9V - 16V)	12V (11V - 16V)	12V (6V - 16V)
Power consumption	High beam : 28W / 22W / 17W Low beam : 13.5W Day Light: 5.5W	High beam: 15W max. Low beam: 7.3W	High beam: 16W max. Low beam: 10W	High beam: 13W max. Low beam: 6W
Cable diameter	Power : Ø 4mm Switch : Ø 2.55mm	Power: Ø 4mm Switch: Ø 2.55mm	Power: Ø 4mm Switch: Ø 2.55mm	Power: Ø 4mm Switch: Ø 2.55mm
Cable length	Power :1400mm Switch : 300mm	Power: 1400 mm Switch: 300mm	Power: 1400 mm Switch: 300mm / 650mm	Power: 1400 mm Switch: 300mm / 650mm
IP rating	IP56	IP56	IP56	IP56
Operating temperature (°C)	-25 ~ +50	-25 ~ +70	-25 ~ +50	-25 ~ +50
Material	Aluminum	Aluminum	Aluminum	Aluminum
Weight (w/o cable)	155g	165g	128g	128g
Dimension (WXHXL)	83 x 50.8 x 52 mm	63.1 x 49.9 x 52 mm	Ø 46 x 52 mm	Ø 46 x 52 mm
Switch bracket / mount	Ø 22.2mm	Ø 22.2mm	Ø 22.2mm	Ø 22.2mm
Reflector (optional)	N/A	RFD	RF1 / RFD	RF1 / RFD
Compliance	CE / RoHS / REACH	CE / RoHS / REACH / Prop 65	CE / RoHS / REACH	CE / RoHS / REACH
Type of approval	StVZO-K / ISO 6742	StVZO-K / ISO 6742	StVZO-K / ISO 6742	StVZO-K / ISO 6742
Approval number	- K 2509	- K 1973	- K 2510	- K 1837

Model name	ACN-1200	SC-160	SCN-1700	SEC150	SEC-110
Model no.	ACN1200D / ACN1200S / ACN1200U	SC160D/SC160S /SC160U	SCN1700D / SCN1700S / SCN1700U	SEC150D / SEC150S / SEC150U	SEC110D/SEC110S /SEC110U
S/N	0032	0020	0033	0028	10019
Light output	High beam : 155 lux /1200 lumens Low beam : 130 lux / 990 lumens	160 lux/ 800 lumens	130 lux / 1700 lumens	150 lux	110 lux
Optical technology	MTi Plus	ATIR	ATIR	MTi	MTi
Light source	LED*12	LED *3	LED*6	LED *3	LED *2
Input voltage (DC)	12V (10.5 - 16V)	12V (11V - 16V)	12V (11V - 16V)	12V (11V - 16V)	12V (8V - 16V)
Power consumption	High beam : 18W max. Low beam : 11W	9W	18W max.	10W	8W
Cable diameter	Power : Ø 4mm Switch : Ø 2.55mm	Ø 4mm	Ø 4mm	Ø 4mm	Ø 4mm
Cable length	Power :1400mm Switch : 300mm / 650mm	1400mm	1400mm	1400mm	1400mm
IP rating	IP56	IP56	IP56	IP56	IP56
Operating temperature (°C)	-25 ~ +50	-25 ~ +50	-25 ~ +50	-25 ~ +50	-25 ~ +50
Material	Aluminum	Aluminum	Aluminum	Aluminum	Aluminum / Plastic
Weight (w/o cable)	128g	115g	115g	90g	85g
Dimension (WXHXL)	Ø46 x 52mm	Ø 46 x 40.8 mm	Ø 46 x 40.8 mm	Ø 43.5 x 46.9 mm	Ø 43.5 x 46.9 mm
Switch bracket / mount	Ø 22.2mm	N/A	N/A	N/A	N/A
Reflector (optional)	RF1 / RFD	RF1 / RFD	RF1 / RFD	RF1 / RFD	RF1 / RFD
Compliance	CE / RoHS / REACH	CE / RoHS / REACH	CE / RoHS / REACH	CE / RoHS / REACH	CE / RoHS / REACH
Type of approval	N/A	StVZO-K / ISO 6742	N/A	StVZO-K / ISO 6742	StVZO-K / ISO 6742
Approval number	N/A	- K 2581	N/A	- K 2510	- K 2511

Headlights

Model name	SE-90A	SE-70	RX-E90	RX-E50	AE-200
Model no.	SE90AD	SE70D/SE70U	RXE90	RXE50	HEAE200D/HEAE200U/ HEAE200R
S/N	0024	0018	RX02	RX01	AE200
Light output	Standard: 90 lux Day Light: 30 lux	70 lux	High beam : 90 lux Low beam : 50 lux	50 lux	High Beam (Driving beam): 600 lumens Low Beam (Passing beam): 500 lumens
Optical technology	MTi	MTi	RX Plus	RX	MTi Plus
Light source	LED *1	LED *1	LED*2	LED*1	LED*4
Input voltage (DC)	6V (5V - 16V)	6V (5V - 16V)	6V (5V - 16V)	6V (5V - 16V)	12V (9V - 16V)
Power consumption	Standard: 5W Day Light: 1.5W	4W	High beam: 5.8W max. Low beam: 2.9W	2.5W	High Beam: 13W max. Low Beam: 9.6W
Cable diameter	Ø 4mm	Ø 4mm	Power: Ø 4mm Switch: Ø 2.55mm	Ø 4mm	Power: Ø 4mm Switch: Ø 2.55mm
Cable length	1400mm	1400mm	Power: 1400 mm Switch: 300mm / 650mm	1400 mm	Power: 1400 mm Switch: 300mm / 650mm
IP rating	IP56	IP56	IP56	IP56	IP56
Operating temperature (°C)	-25 ~ +50	-25 ~ +50	-25 ~ +70	-25 ~ +50	-25 ~ +70
Material	Plastic	Plastic	Aluminum	Plastic	Aluminum
Weight (w/o cable)	67g	66g	37.5g	18.5g	120g
Dimension (WXHXL)	Ø 43.5 x 49 mm	Ø 43.5 x 49 mm	39.2 x 52.6 x 48.8 mm	39.2 x 52.6 x 48.8 mm	Ø 46 x 59.5 mm
Switch bracket / mount	N/A	N/A	Ø 22.2mm	N/A	Ø 22.2mm
Reflector (optional)	RF1	RF1	RFD	RFDT	RF1 / RFD
Compliance	CE / RoHS / REACH	CE / RoHS / REACH	CE / RoHS / REACH / Prop 65	CE / RoHS / REACH / Prop 65	CE / RoHS / REACH / Prop 65
Type of approval	StVZO-K / ISO 6742	StVZO-K / ISO 6742	StVZO-K / ISO 6742	StVZO-K / ISO 6742	UNECE R113 Class-B / ISO 6742
Approval number	~ K 2379	~ K 2379	~ K 2047	~ K 2047	E9 16897

Taillight

Model name	TSV-SP	TS-SP	TS-FD	TS-RK	TL-FD
Model no.	TSV	TKSESP1-316 TKSESP1-272	TKSEFD	TKSE-RR800 TKSE-RR500	TLFD
S/N	0031	B03	B03	B01(RR500) / B02(RR800)	0005
Light output	2500mcd	7200mcd	7200mcd	7200mcd	20 lumens
Optical technology	N/A	LTi	LTi	LTi	TL-K
Light source	LED *10	LED *4	LED *4	LED *4	LED*16 (Red)
Input voltage (DC)	6V (5V - 16V)	6V (5V - 16V)	6V (5V - 16V)	6V (5V - 16V)	6V (5V - 16V)
Power consumption	0.65W	0.6W	0.6W	0.6W	0.6W
Cable diameter	Ø 3mm	Ø 3mm	Ø 3mm	Ø 3mm	Ø 3mm
Cable length	1400mm	1400mm	1400mm	1400mm	1400 mm
IP rating	IP56	IP56	IP56	IP56	IP56
Operating temperature (°C)	-25 ~ +50	-25 ~ +70	-25 ~ +70	-25 ~ +70	-25 ~ +50
Material	Plastic	Plastic	Plastic	Plastic	Plastic
Weight (w/o cable)	18g (w/o bracket)	18g (w/o bracket)	18g (w/o adapter)	TKSE-RR800: 23g TKSE-RR500: 20g	11g
Dimension (WXHXL)	17.1x37x26mm (w/o bracket)	38 x 18 x 24 mm (w/o bracket)	38 x 18 x 24 mm (w/o adapter)	TKSE-RR800 : 96 x 18 x17 mm TKSE-RR500 : 65 x 18 x17 mm	16.3 x 89.6 x 12.9 mm (w/o bracket)
Mounting option	TSV-SP316 : Ø 31.6 & 30.9mm seat post TSV-SP272 : Ø 27.2mm seat post	TKSESP1-316 : Ø 31.6 & 30.9mm seat post TKSESP1- 272 : Ø 27.2mm seat post	Universal	TKSE-RR800: 80mm rack holder TKSE-RR500: 50mm rack holder	Bicycle fender
Reflector (optional)	N/A	N/A	N/A	RF2	N/A
Compliance	CE / RoHS / REACH	CE / RoHS / REACH / Prop 65	CE / RoHS / REACH / Prop 65	CE / RoHS / REACH / Prop 65	CE / RoHS / REACH
Type of approval	StVZO-K / ISO 6742	StVZO-K / ISO 6742	StVZO-K / ISO 6742	StVZO-K / ISO 6742	StVZO-K / ISO 6742
Approval number		~ K 1693	~ K 1693	~ K 1693	~ K 2149

Visibility Light

Model name	TL01	TL02	TL03
Model no.	TL01	TL02	TL03
S/N	TL01	TL02	0010
Light output	High: 25 lumens Standard: 13 lumens Strobe: 23 lumens Flash: 11 lumens Eco: 4 lumens	High: 40 lumens Standard: 20 lumens Strobe: 36 lumens Flash: 18 lumens Eco: 6.4 lumens	High: 20 lumens Standard: 11 lumens
Optical technology	N/A	N/A	TL-K
Light source	LED*16 (Red)	LED*16 (White)	LED*16 (Red)
Power source	Battery (3.7V/ 300mAh)	Battery (3.7V/ 300mAh)	Battery (3.7V / 300mAh)
Runtime	High: 2.5 hours Standard: 5 hours Strobe: 15 hours Flash: 65 hours Eco: 70 hours	High: 4 hours Standard: 9 hours Strobe: 19 hours Flash: 95 hours Eco: 100 hours	High : 2 hours Standard : 3.5 hours
Charge time	1.5 hours	1.5 hours	1.5 hours
Charge require	Built-in USB-A, 5V 1A	Built-in USB-A, 5V 1A	Built-in USB-A, 5V 1A
Low power indicator	Yes	Yes	Yes
Charging indicator	Yes	Yes	Yes
IP rating	IP56	IP56	IP56
Operating temperature (°C)	-10 ~ +50	-10 ~ +50	-10 ~ +50
Material	Plastic	Plastic	Plastic
Weight (w/o bracket)	18g	18g	18g
Dimension (WXHXL)	15.5 x 74.3 x 18mm (w/o bracket)	15.5 x 74.3 x 18mm (w/o bracket)	15.5 x 74.3 x 18 mm (w/o bracket)
Mounting option	Universal	Universal	Universal
Compliance	CE / RoHS / REACH	CE / RoHS / REACH	CE / RoHS / REACH
Type of approval	N/A	N/A	StVZO-K / ISO 6742
Approval number	N/A	N/A	~ K 2149

#ridesafe #litemove



Café
HOTEL
D1



LITEMOVE

Litemove International

No. 198, Fuya Road, Xitun Dist. Taichung 40762, Taiwan

Pho: +886 4 2462 1080 / Fax: +886 4 2462 1081

info@lite-move.com

Litemove Germany

Weissenbrunner Hauptstrasse 2

91227 Leinburg-Weissenbrunn

Pho: +49 (0) 9187 9010057

info@litemove.eu

www.lite-move.com

Litemove Technology Co., Ltd. © 2024-2025

Photos in this brochure may not be actual products available in your country.
Specifications subject to change without notice.

LM-B40821AM