

LITEMOVE 

OEM Range | 2025

CATALOGUE



Table of Contents

About Us	P.03 - 04
Light Technology	P.05 - 08
Optical Safety Ideology	P.09 - 10
Headlight Solutions	
For Electrically Power Assisted Cycles	P.11 - 28
RXW-2900/ AEW-230/ AC-210/ AC-150/ ACN-1200/ SC-160/ SCN-1700/ SEC-150/ SEC-110/ Fidlock/ SE-90/ SE-70/ SE-90A/ RX-E90/ RX-E50	
For Speed Pedelec	P.29 - 30
AE-260/ AE-200	
Tail Light Solutions	P.31 - 39
TX301/ TX302/ TA-KS/ TA-KA/ TSV-SP/ TS-SP/ TS-RK TS-FD/ TL-FD	
Visibility Light Solutions	P.40 - 41
TL01/ TL02/ TL03	
FE Cable	P.42
Accessories	P.43 - 46
Handlebar/ Fork/ Gopro Solution/ Adapter/ Seat Post/ Fender/ Seat Stay & Seat Post/ Reflector	
Specificaitons	P.47 - 50

About Litemove

Litemove is a design & manufacturing company of LED lights for the global bicycle industry.

The company is based in Taiwan; with sales, marketing, and service located in both Germany and Taiwan. We are a young energetic company complimented by a team with several decades of international experience in optics, electronics and mechanical engineering harnessed from the automotive industry.

These key attributes are brought together in our bicycle product design team for the creation of world class products.

We have a simple but clear mission – Innovation / Sustainability/ Quality / Service .

Our R&D facilities are equipped with the latest simulation software, photometer, and testing labs, enabling us to utilize the latest technology to optimize design for innovative and cost-efficient solutions.

We are always searching to improve our solutions and push the limits of what our products are capable of, whilst remaining a **sustainable**.

We recognize that quality is crucial for our products- Right from the start of the design stage, we work closely with our quality control department, analyzing each process closely to ensure that quality is built into every stage of the manufacturing process.


Our customers always expect a quick response- So we have service centers in both Europe & Asia, that allow us to provide quick and professional services to our partners.

Main Products & Service

- E-bike lights: E/e Mark | K-Mark
- AUX lights for motorcycles: ECE / E9
- Reflectors
- Homologation support

Our Management Certifications

IATF-16949 | ISO9001 | QS9000 | ISO14001 |



Optical Technology




Litemove continues on developing innovative headlights and tail lights for electric bicycles. Optical performance is a crucial factor in our lighting design.

We provide extravagant lighting for the importance of safety while riding in any dark environments.

RX Series

RX

The RX reflector is our redefined design of optical technology. It uses a mirrored surface to project a wider angle of LED lighting at a great distance for precise visibility for riders to experience, especially in the city or suburban road in both daytime and nighttime.





RX^{plus}

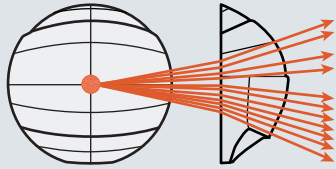
The RX Plus includes a dual light (high & low-beam) function for enhanced visibility for users to use. This feature provides a wide angle of consistent lighting, while providing a great distance of beam distribution. Best used for paths in the city and suburban roads in both daytime and nighttime. Its high-beam function enhances cyclists' awareness with their surroundings, as well as a signal to other road users.

RX^{pro}

RX Pro is advanced technology designed specifically for off-road use, with a large and refined beam distribution. Even in harsh nighttime conditions, it provides users with a great experience. Whether riding on rugged mountain trails or traveling through forests, RX Pro ensures optimal lighting effects, improves safety and clarity of vision, allowing mountain biker to face various challenges with confidence.



MTi Series







Taking its lead from car headlight technology, MTi (Multi-beam integration) lens uses a highly efficient aspheric lens, designed to offer a complex distribution of multi-beam pattern.

MTi®

The aspheric lens is produced with precise plastic moulding, polishing single-point diamond turning, and injection moulding.

As a result, it minimizes the loss of light performance and provides great light exposure for maximum safety for our riders at any time of the day.



MTi^{plus}

The MTi Plus gives users more visibility while providing dual light (high-beam) options.



The high-beam features brighter exposure that helps your ride on high speed paths with no lights, rural areas, trails, etc., as well as signalling incoming drivers or cyclists.

MTi^{pro}

The MTi Pro provides better illumination and wider beam distribution for additional value in a headlight.

The dual light (high & low-beam) option is also included to provide advanced and incredible visibility for safety. These features give users the best riding experience while letting them feel responsive in wide and bright visibility in any environment, especially at night.

Best for: high speed paths with no lights, rural areas, mountain, unsurfaced, narrow road trails, etc.



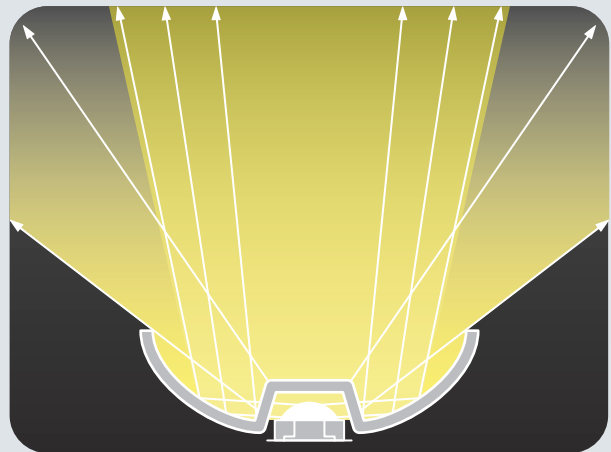
ATIR Series

ATIR

ATIR (Advanced total internal reflection) technology is latest innovation using for automotive lighting. It is a compound lens that combines the best of both a reflector and a lens to maximize the beam shaping capabilities.

Features:

- Design for wider illumination
- High lumens and lux
- Uniform lighting distribution
- Compact in size
- Higher weather resistant capability
- Longer product lifecycle service

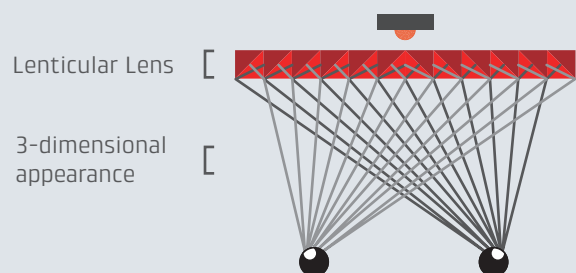


LTi Series

LTi®

Similar to an auto car's tail light, LTi (lenticular) lens creates safety and visibility for cyclists from the back.

The lens provides a 3-dimensional appearance and beam patterns, creating a distinctive look that can be seen and noticed from various angles.



AXT

Auxiliary trigger connector allows the high beam switch easily routed inside of handlebar. Reduces the complexity of bicycle assembly and lowers the associated costs while simplifying follow-up maintenance.

EPC

Easy power connector- is an adding function for the light easily and quickly connected to motor system with FE cable solution. Reduce unnecessary redundancy complicated and inaccessible wiring can cause difficulties for mechanics.

AEB

Automatic emergency brake light is a feature that can sense slow or stopped traffic ahead and urgently apply the brakes if the driver fails to respond. Warns the rider/driver of a hard braking event in front, even when the driver's view is obstructed by other vehicles or bad weather conditions. In addition, it enables a vehicle to broadcast a self-generated emergency brake event to surrounding vehicles.

Hi Low

Dual-light function: High & low-beam

IP

Ingress Protection rating that classifies the degrees of protection

LUX

Lux: Light output

LM

Lumen Measurement

Lumens (lm) are the units of luminous flux, which describe the total amount of visible light emitted by a light source. Lighting products use "lumens" to denote brightness, abbreviated as "lm." The higher the lumens, the brighter the light source.

6-12 V

Input voltage range

e/25

Electrically Power Assisted Cycle (EPAC)- 25km

e/45

Speed Pedelec- 45km

E9

Complies with EU/ECE Regulations

StVZO

Complies with German Road Traffic Licensing Regulations

Side View

Side visibility from all sides

AL

Aluminum housing material

TH

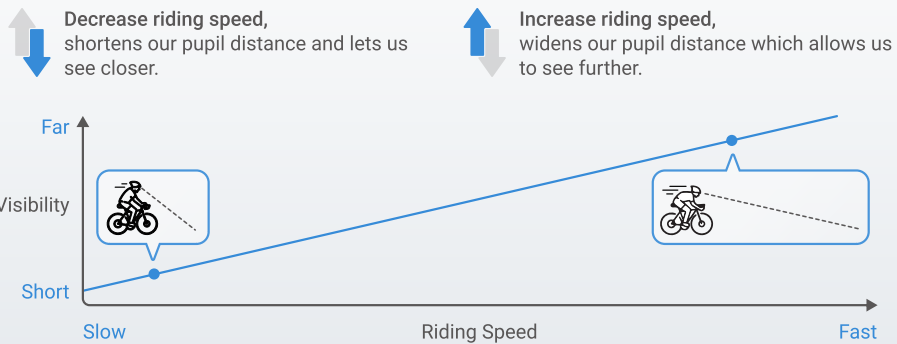
Thermal conductive material for better heat flow

Optical Safety Ideology

We care about your safety. Whether it's the environment or the speed of our ride, it all affects our vision. Having a basic understanding may let riders choose the most fitting headlight for their trails.


Speed Will Affect Our Vision


Our pupil distance (visibility) shifts according to how fast or slow we ride on the trail.



Lights On All-Time Decrease Accidents


Having both headlights & tail lights on e-bikes boost cyclists' visibility and safety from incoming passengers at all time.


Decrease in accidents with lights on at all times



Importance of Having Proper Lights on

Lights designed with cut-off line and proper brightness, prevents blinding or collisions with other users.




Fatal collisions are due to low-light visibility


Suggested Lights to Use in Certain Scenario




Standard beam (low-beam) with wide beam angles are appropriate for **unsurfaced narrow roads**.



Dual light options (high & low-beam) with wide beam angle is recommended using on **mountain trails** for precise visibility and safety.



Dual light options (high & low-beam) with far distance beam is vital on **highways** and **urban roads**.



Standard beam (low-beam) is ideal for riding in the **city**, while preventing incoming users with excessive glare.





Headlight

For Electrically Power Assisted Cycles

E-Bike Headlight Overview

	RXW-2900	AEW-230	AC-210	AC-150	ACN-1200	SC-160	SCN-1700	SEC-150
Brightness	140/200 Lux 1665/2900 lm	170 / 230 Lux	140 / 210 Lux	90 / 150 Lux	1200 Lumens	160 Lux 800 Lumens	1700 Lumens	150 Lux
Beam Type	Low / High (Wide)	Low / High (Wide)	Low / High	Low / High	Low / High	Low (Wide)	Low (Wide)	Low
Beam Width @5M	10m / 10m	10m	5.5m / 6m	4m / 4.5m	5m / 5m	7.5m	9m	5.5m
Beam Width @10M	11m / 11m	10m	10m / 10.5m	7m / 8m	8m / 9m	12m	12m	10m
Visibility Distance	280m	300m	300m	230m	230m	250m	230m	250m
Power Source								
E-bike System: 12V	●	●	●	●	●	●	●	●
E-bike System: 6V				●				
Environment								
Daytime/ Sunrise	●	●	●	●	●	●	●	●
Nighttime/ Sunset	●	●	●	●	●	●	●	●
Fog/ Rain/ Snow						●	●	●
Rider Scenario								
City/ Urban Area			●	●	●	●	●	●
Rural Area	●	●	●	●	●	●	●	●
Mountain Trails	●	●						
Legal Requirement								
K-mark	●	●	●	●		●		●
E-mark								

	SEC-110	SE-90/ SE-90A	SE-70	RX-E90	RX-E50	AE-260	AE-200
Brightness	110 Lux	90 Lux	70 Lux	50 / 90 Lux	50 Lux	650 / 680 Lumens	170 / 200 Lux
Beam Type	Low	Low	Low	Low / High	Low	Low / High	Low / High
Beam Width @5M	5.5m	4.5m	4.5m	4m / 4.5m	4m	4.5m	4m
Beam Width @10M	10m	8.5m	8m	8m	8m	8.5m	8m
Visibility Distance	210m	180m	160m	180m	120m	325m	280m
Power Source							
E-bike System: 12V	●	●	●	●	●	●	●
E-bike System: 6V		●	●	●	●		
Environment							
Daytime/ Sunrise	●	●	●	●	●	●	●
Nighttime/ Sunset	●	●	●	●	●	●	●
Fog/ Rain/ Snow	●	●	●		●		
Rider Scenario							
City/ Urban Area	●	●	●	●	●		●
Rural Area	●			●		●	●
Mountain Trails							
Legal Requirement							
K-mark	●	●	●	●	●		
E-mark						●	●



RXW-2900

2900 Lumens

For demanding mountain bikers

RXW-2900



- The RXW-2900 is the brightest e-bike front light designed for off-road use, and it's StVZO certified.
- With its refined beam distribution, the RXW-2900 offers secured illumination while riding.
- Equipped with 12 powerful LEDs, it boasts a high beam of up to 2,900 lumens. The built-in auto light sensor automatically switches between daylight and low beam modes for optimal visibility.
- Engineered for performance, the RXW-2900 features an aluminum construction along with advanced thermal technology and high-grade electronic production facilities.
- This ensures outstanding heat dissipation and a longer lifespan, so the light output remains consistently high throughout the entirety of its runtime.



Specification

Model name	RXW-2900
Model no.	RXW2900
S/N	0025
Light output	High beam: 200Lux/ 2900 Lumens (28W); 170Lux/ 2425 Lumens (22W); 140Lux/ 1970 Lumens (17W) Low beam: 140 Lux/ 1665Lumens Day Light: 60Lux/ 650Lumens
Optical technology	RX Pro
Light source	LED *12
Input voltage (DC)	12V(11V-16V)
Power consumption	High beam : 28W / 22W / 17W Low beam : 13.5W Day Light: 5.5W
Cable diameter	Power : Ø 4mm Switch : Ø 2.55mm
Cable length	Power :1400mm Switch : 300mm
IP rating	IP56
Operating temperature (°C)	-25 ~ +50
Material	Aluminum
Weight (w/o cable)	155g
Dimension (WXHXL)	83 x 50.8 x 52 mm
Switch bracket / mount	Ø 22.2mm
Reflector (optional)	N/A
Compliance	CE / RoHS / REACH
Type of approval	StVZO-K / ISO 6742
Approval number	- K 2509



Performance
Wide Beam Distribution



AEW-230



- 230 lux/ 950 lumen highly efficient LED light, with cut-off line beam preventing oncoming eyes from glare
- Up to 10m wide and up to 300m distance of beam visibility ahead
- 2-piece control switch for high-beam function
- IP56- Protects against high pressure water or dust ingress
- Aluminum Pre Casting & CNC housing
- For 25km e-bike / EPAC
- K-Mark & EN-15194-CE compliance



Specification

Model name	AEW-230
Model no.	HKAEW230
S/N	E10
Light output	High beam : 230 lux / 950 lumens Low beam : 170 lux / 550 lumens
Optical technology	MTi Pro
Light source	LED *4
Input voltage (DC)	12V (9V - 16V)
Power consumption	High beam : 15W max. Low beam : 7.3W
Cable diameter	Power : Ø 4mm Switch : Ø 2.55mm
Cable length	Power : 1400 mm Switch : 300mm
IP rating	IP56
Operating temperature (°C)	-25 - +70
Material	Aluminum
Weight (w/o cable)	165g
Dimension (WXHXL)	63.1 x 49.9 x 52 mm
Switch bracket / mount	Ø 22.2mm
Reflector (optional)	RFD
Compliance	CE / RoHS / REACH / Prop 65
Type of approval	StVZO-K / ISO 6742
Approval number	- K 1973



AC-210 | AC-150



- Use MTi Plus system, which includes dual-beam option (high/low-beam)
- 2-piece control switch for high-beam function
- Multiple mounting options in one housing: fork, stem, or handlebar
- IP56- Protects against high pressure water or dust ingress
- Aluminum housing
- For 25km e-bike / EPAC
- K-Mark & ISO 6742 compliance



ACN-1200



- The ACN-1200 is a powerful e-bike light delivering 1200 lumens of output with a high/low beam function to adapt to changing conditions.
- Utilizing our second-generation MTi Plus optical technology, the ACN-1200 is engineered with a specially refined beam pattern that provides optimal illumination for high-speed riding over varied terrain.
- The durable aluminum construction, combined with efficient cooling technology, ensures the light can withstand the elements while maintaining consistent, long-lasting performance.



Specification

Model name	AC-210	AC-150	ACN-1200
Model no.	AC210D / AC210S / AC210U	AC150D / AC150S / AC150U	ACN1200D / ACN1200S / ACN1200U
S/N	10015	0023	0032
Light output	High beam : 210 lux Low beam : 140 lux	High beam : 150 lux Low beam : 90 lux	High beam : 155 lux / 1200 lumens Low beam : 130 lux / 990 lumens
Optical technology	MTi Plus	MTi Plus	MTi Plus
Light source	LED *6	LED *4	LED *12
Input voltage (DC)	12V (11V - 16V)	12V (6V - 16V)	12V(10.5V-16V)
Power consumption	High beam : 16W max. Low beam : 10W	High beam : 13W max. Low beam : 6W	High beam : 18W max. Low beam : 11W
Cable diameter	Power : Ø 4mm Switch : Ø 2.55mm	Power : Ø 4mm Switch : Ø 2.55mm	Power : Ø 4mm Switch : Ø 2.55mm
Cable length	Power : 1400 mm Switch : 300mm / 650mm	Power : 1400 mm Switch : 300mm / 650mm	Power : 1400 mm Switch : 300mm / 650mm
IP rating	IP56	IP56	IP56
Operating temperature (°C)	-25 ~ +50	-25 ~ +50	-25 ~ +50
Material	Aluminum	Aluminum	Aluminum
Weight (w/o cable)	128g	128g	128g
Dimension (WXHXL)	Ø 46 x 52 mm	Ø 46 x 52 mm	Ø46 x 52mm
Switch bracket / mount	Ø 22.2mm	Ø 22.2mm	Ø 22.2mm
Reflector (optional)	RF1 / RFD	RF1 / RFD	RF1 / RFD
Compliance	CE / RoHS / REACH	CE / RoHS / REACH	CE / RoHS / REACH
Type of approval	StVZO-K / ISO 6742	StVZO-K / ISO 6742	N/A
Approval number	- K 2510	- K 1837	N/A

SC-160 | SCN-1700

SC-160

- Apply with the most modern ATIR optical technology
- 12m wide and up to 250m distance of beam visibility ahead
- 160 lux high brightness and 800 lumens output
- 11V-16V with a power consumption of 9 Watt
- Multiple mounting options in one housing: fork, stem, handlebar, or fender
- IP56- Protects against high pressure water or dust ingress
- Aluminum housing
- For 25km e-bike / EPAC
- K-Mark & EN-15194-CE compliance



SCN-1700

- The SCN-1700 is a powerful e-bike light delivering 1700 lumens of output.
- Equipped with our latest ATIR (advanced total internal reflection) optical technology, the SCN-1700 provides wider, more uniform beam distribution for unparalleled visibility.
- Built to withstand the elements with superior weather-resistant capabilities.
- The lightweight, compact aluminum construction is engineered for maximum durability, while the integrated cooling system ensures consistent, high-performance output no matter how demanding the ride.



Specification

Model name	SC-160	SCN-1700
Model no.	SC160D/SC160S/SC160U	SCN1700D / SCN1700S / SCN1700U
S/N	0020	0033
Light output	160 lux/ 800 lumens	130 lux / 1700 lumens
Optical technology	ATIR	ATIR
Light source	LED *3	LED *6
Input voltage (DC)	12V (11V - 16V)	12V (11V - 16V)
Power consumption	9W	18W max.
Cable diameter	Ø 4mm	Ø 4mm
Cable length	1400mm	1400mm
IP rating	IP56	IP56
Operating temperature (°C)	-25 ~ +50	-25 ~ +50
Material	Aluminum	Aluminum
Weight (w/o cable)	115g	115g
Dimension (WXHXL)	Ø 46 x 40.8 mm	Ø 46 x 40.8 mm
Switch bracket / mount	N/A	N/A
Reflector (optional)	RF1 / RFD	RF1 / RFD
Compliance	CE / RoHS / REACH	CE / RoHS / REACH
Type of approval	StVZO-K / ISO 6742	N/A
Approval number	- K 2581	N/A



Our SC series are equipped with innovative ATIR optical lens, offering even beam distribution, great output performance in both lux and lumens. Together with engineered cooling system, this ensures consistent, high-performance output no matter how demanding the ride.

SEC-150 | SEC-110

SEC-150

- The SEC-150 is a high-performance e-bike light that is built from durable, heat-dissipating aluminum construction and features ultra-high-output LEDs delivering up to 150 lux.
- Powered by our latest 2nd generation MTi Pro lens technology, the SEC-150 features a sophisticated multi-beam pattern that's carefully optimized to provide comprehensive, uniform coverage.
- 150 lux and maximum 10W power consumption
- For 25km e-bike/ EPAC
- K-Mark & EN-15194-CE compliance

SEC-110

- Embedded with new MTi system for standard cut-off line beam
- 10m wide and up to 210m distance of beam visibility ahead
- 110 lux
- 8V-16V with a power consumption of 8 Watt
- Multiple mounting options in one housing: fork, stem, handlebar, or fender
- IP56- Protects against high pressure water or dust ingress
- Aluminum housing
- For 25km e-bike / EPAC
- K-Mark & EN-15194-CE compliance




Specification

Model name	SEC-150	SEC-110
Model no.	SEC150D / SEC150S / SEC150U	SEC110D/SEC110S/SEC110U
S/N	0028	10019
Light output	150 Lux	110 lux
Optical technology	MTi	MTi
Light source	LED *3	LED *2
Input voltage (DC)	12V (11V - 16V)	12V (8V - 16V)
Power consumption	10W	8W
Cable diameter	Ø 4mm	Ø 4mm
Cable length	1400mm	1400mm
IP rating	IP56	IP56
Operating temperature (°C)	-25 ~ +50	-25 ~ +50
Material	Aluminum	Aluminum / Plastic
Weight (w/o cable)	90g	85g
Dimension (WXHXL)	Ø 43.5 x 46.9 mm	Ø 43.5 x 46.9 mm
Switch bracket / mount	N/A	N/A
Reflector (optional)	RF1 / RFD	RF1 / RFD
Compliance	CE / RoHS / REACH	CE / RoHS / REACH
Type of approval	StVZO-K / ISO 6742	StVZO-K / ISO 6742
Approval number	- K 2510	- K 2511

LITEMOVE × Fidlock

Seamless Integration Solution

- FIDLOCK's PINCLIP e-bike light technology offers riders a hassle-free lighting solution with its magnetic-mechanical attachment system.
- With its easy attachment and secure fit, cyclists can enjoy reliable illumination on their rides, rain or shine, all while maintaining a sleek and quiet riding experience.
- For SEC-110 and AC-150, we offer our newest e-Bike lights for the 25KM/h category with Fidlock PINCLIP adapter.



SE-90 | SE-70 | SE-90A

SE-90 / SE-70

- Highly efficient led lights, with cut-off line beam preventing oncoming eyes from glare
- Up to 8.5m wide and up to 180m distance of beam visibility ahead (SE-90)
- 2 mount options: fork or stem
- IP56- Protects against high pressure water or dust ingress
- For 25km e-bike / EPAC
- K-Mark & EN-15194-CE compliance

SE-90A

- Built-in smart ambient sensor enables variable lumens light output depending on environment condition.
- Standard (90 lux) / Day light (30 lux)
- Auto brightness switch for power saving
- IP56- Protect against high pressure water or dust ingress
- For 25km e-bike / EPAC
- K-Mark and EN-15194 CE compliance



Specification

Model name	SE-90	SE-90A	SE-70
Model no.	SE90D/SE90U	SE90AD	SE70D/SE70U
S/N	0021	0024	0018
Light output	90 lux	Standard: 90 lux Day Light: 30 lux	70 lux
Optical technology	MTi	MTi	MTi
Light source	LED *1	LED *1	LED *1
Input voltage (DC)	6V (5V - 16V)	6V (5V - 16V)	6V (5V - 16V)
Power consumption	5W	Standard: 5W Day Light: 1.5W	4W
Cable diameter	Ø 4mm	Ø 4mm	Ø 4mm
Cable length	1400mm	1400mm	1400mm
IP rating	IP56	IP56	IP56
Operating temperature (°C)	-25 ~ +50	-25 ~ +50	-25 ~ +50
Material	Plastic	Plastic	Plastic
Weight (w/o cable)	66g	67g	66g
Dimension (WXHXL)	Ø 43.5 x 49 mm	Ø 43.5 x 49 mm	Ø 43.5 x 49 mm
Switch bracket / mount	N/A	N/A	N/A
Reflector (optional)	RF1	RF1	RF1
Compliance	CE / RoHS / REACH	CE / RoHS / REACH	CE / RoHS / REACH
Type of approval	StVZO-K / ISO 6742	StVZO-K / ISO 6742	StVZO-K / ISO 6742
Approval number	~ K 2379	~ K 2379	~ K 2379



RX-E90 | RX-E50



- 90 lux (RX-E90) highly efficient led lights, with cut-off line beam preventing oncoming eyes from glare
- Up to 8m wide and up to 180m distance of beam visibility ahead
- 2-piece control switch for high-beam function
- Multiple mounting options
- For 25km e-bike / EPAC
- Compliant with StVZO-K standard



Specification

Model name	RX-E90	RX-E50
Model no.	RXE90	RXE50
S/N	RX02	RX01
Light output	High beam : 90 lux Low beam : 50 lux	50 lux
Optical technology	RX Plus	RX
Light source	LED*2	LED*1
Input voltage (DC)	6V (5V - 16V)	6V (5V - 16V)
Power consumption	High beam : 5.8W max. Low beam : 2.9W	2.5W
Cable diameter	Power : Ø 4mm Switch : Ø 2.55mm	Ø 4mm
Cable length	Power : 1400 mm Switch : 300mm / 650mm	Power : 1400 mm
IP rating	IP56	IP56
Operating temperature (°C)	-25 ~ +70	-25 ~ +50
Material	Aluminum	Plastic
Weight (w/o cable)	37.5g	18.5g
Dimension (WXHXL)	39.2 x 52.6 x 48.8 mm	39.2 x 52.6 x 48.8 mm
Switch bracket / mount	Ø 22.2mm	N/A
Reflector (optional)	RFD	RFDT
Compliance	CE / RoHS / REACH / Prop 65	CE / RoHS / REACH / Prop 65
Type of approval	StVZO-K / ISO 6742	StVZO-K / ISO 6742
Approval number	~ K 2047	~ K 2047



MESSENGER
E-Mobility Solutions

Paragon

KENDA KHAN II

DISC

ROCK
SHOX

ROCK
SHOX

Headlight

For Speed Pedelec

LITEMOVE 
High Low BEAM DISTRIBUTION



AE-260

- A auxiliary headlight with uniform lighting distribution
- Up to 8.5m wide and up to 325m distance of beam visibility ahead
- High (driving beam): 680 lumens / Low (passing beam): 600 lumens
- 12V (11V-16V)
- **For L1e/L2e/L3e/L4e/L5e**
- UNECE-R113 Class-C (E-Mark)
- Compliant with CE/ ROHS/ REACH

AE-200

- Use MTi Plus system, which includes dual-beam option (high/low-beam)
- 8m wide and up to 280m distance of beam visibility ahead
- Up to 600 lumens
- 9-16V with a power consumption up to 13 Watt
- 2-piece control switch for high-beam function
- Multiple mounting options in one housing: fork, stem, or handlebar
- IP56- Protects against high pressure water or dust ingress
- Aluminum housing
- **For L1e/ L2e/ L3e**
- UNECE R113 Class-B (E-mark) & EN-15194-CE compliance



Specification

Model name	AE-260	AE-200
Model no.		HEAE200D / HEAE200U/ HEAE200R
S/N		AE200
Light output	High beam (Driving beam) : 680 lumens Low beam (Passing beam) : 650 lumens	High beam (Driving beam) : 600 lumens Low beam (Passing beam) : 500 lumens
Optical technology	MTi Plus	MTi Plus
Light source	LED *6	LED *4
Input voltage (DC)	12V (11V - 16V)	12V (9V - 16V)
Power consumption	High beam : 17W Low beam : 17W	High beam : 13W max. Low beam : 9.6W
Cable diameter	Power : Ø 4mm	Power : Ø 4mm Switch : Ø 2.55mm
Cable length	250mm with connector	Power : 1400 mm Switch : 300mm / 650mm
IP rating	IP67	IP56
Operating temperature (°C)	-25 ~ +70	-25 ~ +70
Material	Aluminum	Aluminum
Weight (w/o cable)	106g	120g
Dimension (WXHXL)	Ø 43.5 x 51mm	Ø 46 x 59.5mm
Switch bracket / mount	N/A	Ø 22.2mm
Reflector (optional)	N/A	RF1 / RFD
Compliance	CE / RoHS / REACH	CE / RoHS / REACH / Prop 65
Type of approval	UNECE R113 Class-C / ISO 6742	UNECE R113 Class-B / ISO 6742
Approval number		E9 16897

AE-260



AE-200





Tail Light



TX3 Carrier Integrated Tail Light Series

The matching design of the two elements allows the light to perfectly follow the curved shape of the carrier for improved aesthetics and wide-angle visibility. It's easy for assembly and maintenance.

Options: TX301/ TX302

TX3

TX301

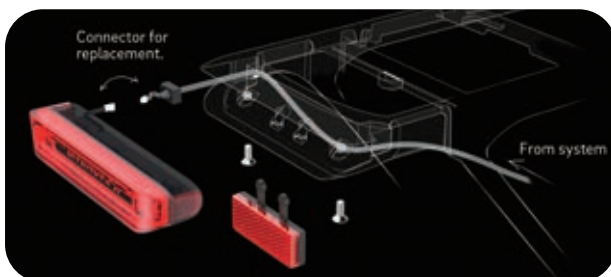
- A tail light with sensor brake function
- 6-16V with a power consumption of max.2 Watt.
- Integrated design to mount with bike's cargo rack (Compatible with MIK system)
- Plug-in cable designed for easy installment and maintenance
- Auxiliary slide-in retro-reflector
- 240 degree wide visibility
- For 25km e-bike / EPAC
- K-Mark / ISO-6742 & EN-15194-CE compliance



TX301



TX302



TX302

- A standard tail light
- 6-16V with a power consumption of 0.6 Watt.
- Integrated design to mount with bike's cargo rack (Compatible with MIK system)
- Plug-in cable designed for easy installment and maintenance
- Auxiliary slide-in retro-reflector
- 240-degree wide visibility
- For 25km e-bike / EPAC
- K-Mark / ISO-6742 & EN-15194-CE compliance



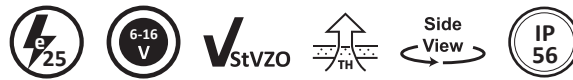
Specification

Model name	TX3	TX3
Model no.	TX301	TX302
S/N	0014	0014-1
Light output	Brake light : 80000mcd Rear light : 2600mcd	2500mcd
Optical technology	TX3	TX3
Light source	LED*48	LED*46
Input voltage (DC)	12V (6V - 16V)	12V (6V - 16V)
Power consumption	Brake light : 2W Rear light : 0.6W	0.6W
Cable diameter	Ø 3mm	Ø 3mm
Cable length	1400mm	1400mm
IP rating	IP56	IP56
Operating temperature (°C)	-25 - +50	-25 - +50
Material	Plastic	Plastic
Weight (w/o cable)	36g	36g
Dimension (WXHXL)	124.4 x 20.4 x 16.8 mm	124.4 x 20.4 x 16.8 mm
Mounting option	TX3-compatible rack	TX3-compatible rack
Reflector (optional)	RF2	RF2
Compliance	CE / RoHS / REACH	CE / RoHS / REACH
Type of approval	StVZO-K / ISO 6742	StVZO-K / ISO 6742
Approval number	- K 2450	- K 2450

TA-KS | TA-KA



- Carrier integrated rear light with 45000 mcd highly efficient output (TA-KA)
- 240-degree wide visibility
- Includes red LED brake light (TA-KA)
- Chamfered edges to prevent damage on side
- Designed for bicycle's rear carriers (50mm & 80mm)
- IP56- Protects against high pressure water or dust ingress
- For 25km e-bike / EPAC
- K-Mark / ISO-6742 & EN-15194-CE compliance



Specification

Model name	TA-KS	TA-KA
Model no.	TKSCE	TKACE
S/N	B05	B06
Light output	7200mcd	Brake light : 45000mcd Rear light : 8000mcd
Optical technology	LTi	LTi
Light source	LED*1	LED*2
Input voltage (DC)	12V (6V - 16V)	12V (6V - 16V)
Power consumption	0.5W	Brake light : 4.3W Rear light : 0.5W
Cable diameter	Ø 3mm / 1-2 pins	Ø 3mm / 1-3 pins
Cable length	1400mm	1700mm
IP rating	IP56	IP56
Operating temperature (°C)	-25 ~ +70	-25 ~ +70
Material	Plastic	Plastic
Weight (w/o cable)	33g	31g
Dimension (WXHXL)	125 x 13.5 x 21 mm	125 x 13.5 x 21 mm
Mounting option	50mm & 80mm rack holder	50mm & 80mm rack holder
Reflector (optional)	N/A	N/A
Compliance	CE / RoHS / REACH / Prop 65	CE / RoHS / REACH / Prop 65
Type of approval	StVZO-K / ISO 6742	StVZO-K / ISO 6742
Approval number	- K 1930	- K 1929





SYNCROS

Informazioni:
Cannotto Sports SA
Via del Crivello 11
10045 Saronno (MI)
www.cannotto.com

SYNCROS
Cannotto
Cannotto

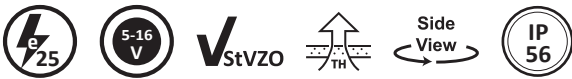
CE
EAC



TSV-SP



- The compact and sleekly designed TSV tail light delivers a wide, 240-degree beam visibility that ensures you're seen from all angles, day or night.
- Compliant with German StVZO standards, the TSV can be easily mounted in multiple configurations and allows for both vertical and horizontal installations, seamlessly integrate with your bike's existing components.
- The eccentric holder and bevel light housing allow you to easily integrate the light with the existing components on your frame, handlebars, or seatpost for a clean, cohesive look.



Specification

Model name	TSV-SP
Model no.	TSV
S/N	0031
Light output	2500mcd
Optical technology	N/A
Light source	LED *10
Input voltage (DC)	6V (5V - 16V)
Power consumption	0.65W
Cable diameter	Ø 3mm
Cable length	1400mm
IP rating	IP56
Operating temperature (°C)	-25 ~ +50
Material	Plastic
Weight (w/o cable)	18g
Dimension (WXHXL)	17.1x37x26mm (w/o bracket)
Mounting option	SP1-316 : Ø 31.6 & 30.9mm seat post SP1-272 : Ø 27.2mm seat post
Reflector (optional)	N/A
Compliance	CE / RoHS / REACH
Type of approval	StVZO-K / ISO 6742
Approval number	- K 2550



TS-SP | TS-FD

Available for

Ø 27.2 | 30.9 | 31.6mm seat posts

TS-SP

- 7200 mcd highly efficient rear light
- 240-degree wide visibility
- Designed for Ø 27.2 | 30.9 | 31.6mm seat posts
- IP56- Protects against high pressure water or dust ingress
- For 25km e-bike / EPAC
- K-Mark / ISO-6742 & EN-15194-CE compliance

TS-FD

- 7200 mcd highly efficient rear light
- 240-degree wide visibility
- Designed for bicycle's rear fender
- IP56- Protects against high pressure water or dust ingress
- For 25km e-bike / EPAC
- K-Mark / ISO-6742 & EN-15194-CE compliance



TKSESP1-316 / TKSESP1-272



TKSEFD



Specification

Model name	TS-SP	TS-FD
Model no.	TKSESP1-316 TKSESP1-272	TKSEFD
S/N	B03	B03
Light output	7200mcd	7200mcd
Optical technology	LTI	LTI
Light source	LED *4	LED *4
Input voltage (DC)	6V (5V - 16V)	6V (5V - 16V)
Power consumption	0.6W	0.6W
Cable diameter	Ø 3mm	Ø 3mm
Cable length	1400mm	1400mm
IP rating	IP56	IP56
Operating temperature (°C)	-25 ~ +70	-25 ~ +70
Material	Plastic	Plastic
Weight (w/o cable)	18g (w/o bracket)	18g (w/o adapter)
Dimension (WXHXL)	38 x 18 x 24 mm (w/o bracket)	38 x 18 x 24 mm (w/o adapter)
Mounting option	TKSESP1-316 : Ø 31.6 & 30.9mm seat post TKSESP1-272 : Ø 27.2mm seat post	Universal
Reflector (optional)	N/A	N/A
Compliance	CE / RoHS / REACH / Prop 65	CE / RoHS / REACH / Prop 65
Type of approval	StVZO-K / ISO 6742	StVZO-K / ISO 6742
Approval number	- K 1693	- K 1693

TS-RK



- 7200 mcd highly efficient rear light
- 240-degree wide visibility
- Designed for bicycle's rear carriers (50mm & 80mm)
- IP56- Protects against high pressure water or dust ingress
- For 25km e-bike / EPAC
- K-Mark / ISO-6742 & EN-15194-CE compliance



Specification

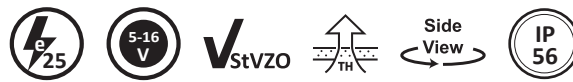
Model name	TS-RK
Model no.	TKSE-RR800 TKSE-RR500
S/N	B01(RR500) / B02(RR800)
Light output	7200mcd
Optical technology	LTI
Light source	LED *4
Input voltage (DC)	6V (5V - 16V)
Power consumption	0.6W
Cable diameter	Ø 3mm
Cable length	1400mm
IP rating	IP56
Operating temperature (°C)	-25 ~ +70
Material	Plastic
Weight (w/o cable)	TKSE-RR800: 23g TKSE-RR500: 20g
Dimension (WXHXL)	TKSE-RR800 : 96 x 18 x17 mm TKSE-RR500 : 65 x 18 x17 mm
Mounting option	TKSE-RR800: 80mm rack holder TKSE-RR500: 50mm rack holder
Reflector (optional)	RF2
Compliance	CE / RoHS / REACH / Prop 65
Type of approval	StVZO-K / ISO 6742
Approval number	- K 1693



TL-FD



- Illuminates 20 lumens of lucent light.
- Integrated solution with bicycle fender
- Wide visibility gives great lucent light from all viewing
- IP56- Protects against high pressure water or dust ingress
- For 25km e-bike / EPAC
- K-Mark & EN-15194-CE compliance



Specification



Model name	TL-FD
Model no.	TLFD
S/N	0005
Light output	20 lumens
Optical technology	TL-K
Light source	LED*16 (Red)
Input voltage (DC)	6V (5V - 16V)
Power consumption	0.6W
Cable diameter	Ø 3mm
Cable length	1400 mm
IP rating	IP56
Operating temperature (°C)	-25~+50
Material	Plastic
Weight (w/o cable)	11g
Dimension (WXHXL)	16.3 x 89.6 x 12.9 mm (w/o bracket)
Mounting option	Bicycle fender
Reflector (optional)	N/A
Compliance	CE / RoHS / REACH
Type of approval	StVZO-K / ISO 6742
Approval number	- K 2149



Visibility Light

TL Visibility Lights

up to 40 lumens and 100 hours run-time



TL02



TL01 / TL03

- Super efficient brightness and run-time (Battery Capacity :300 mAh)
- Different light modes with memory function for various scenarios of riding.
- Built-in USB charge cord.
- Quick mounting system.
- Multiple mounting options: vertical or horizontal on bicycle parts (fork, handlebar, seat post, carrier, etc.).
- K-Mark / CE / ROHS compliance



Memory mode



USB A Ready



Side View



Specification



Built-in charge cord



Model name	TL01	TL02	TL03
Model no.	TL01	TL02	TL03
S/N	TL01	TL02	0010
Light output	High: 25 lumens Standard: 13 lumens Strobe: 23 lumens Flash: 11 lumens Eco: 4 lumens	High: 40 lumens Standard: 20 lumens Strobe: 36 lumens Flash: 18 lumens Eco: 6.4 lumens	High : 20 lumens Standard : 11 lumens
Optical technology	N/A	N/A	TL-K
Light source	LED*16 (Red)	LED*16 (White)	LED*16 (Red)
Power source	Battery (3.7V/ 300mAh)	Battery (3.7V / 300mAh)	Battery (3.7V / 300mAh)
Runtime	High: 2.5 hours Standard: 5 hours Strobe: 15 hours Flash: 65 hours Eco: 70 hours	High: 4 hours Standard: 9 hours Strobe: 19 hours Flash: 95 hours Eco: 100 hours	High : 2 hours Standard : 3.5 hours
Charge time	1.5 hours	1.5 hours	1.5 hours
Charge require	Built-in USB-A, 5V 1A	Built-in USB-A, 5V 1A	Built-in USB-A, 5V 1A
Low power indicator	Yes	Yes	Yes
Charging indicator	Yes	Yes	Yes
IP rating	IP56	IP56	IP56
Operating temperature (°C)	-10 ~ +50	-10 ~ +50	-10 ~ +50
Material	Plastic	Plastic	Plastic
Weight (w/o bracket)	18g	18g	18g
Dimension (WXHXL)	15.5 x 74.3 x 18mm (w/o bracket)	15.5 x 74.3 x 18mm (w/o bracket)	15.5 x 74.3 x 18 mm (w/o bracket)
Mounting option	Universal	Universal	Universal
Compliance	CE / RoHS / REACH	CE / RoHS / REACH	CE / RoHS / REACH
Type of approval	N/A	N/A	StVZO-K / ISO 6742
Approval number	N/A	N/A	- K 2149



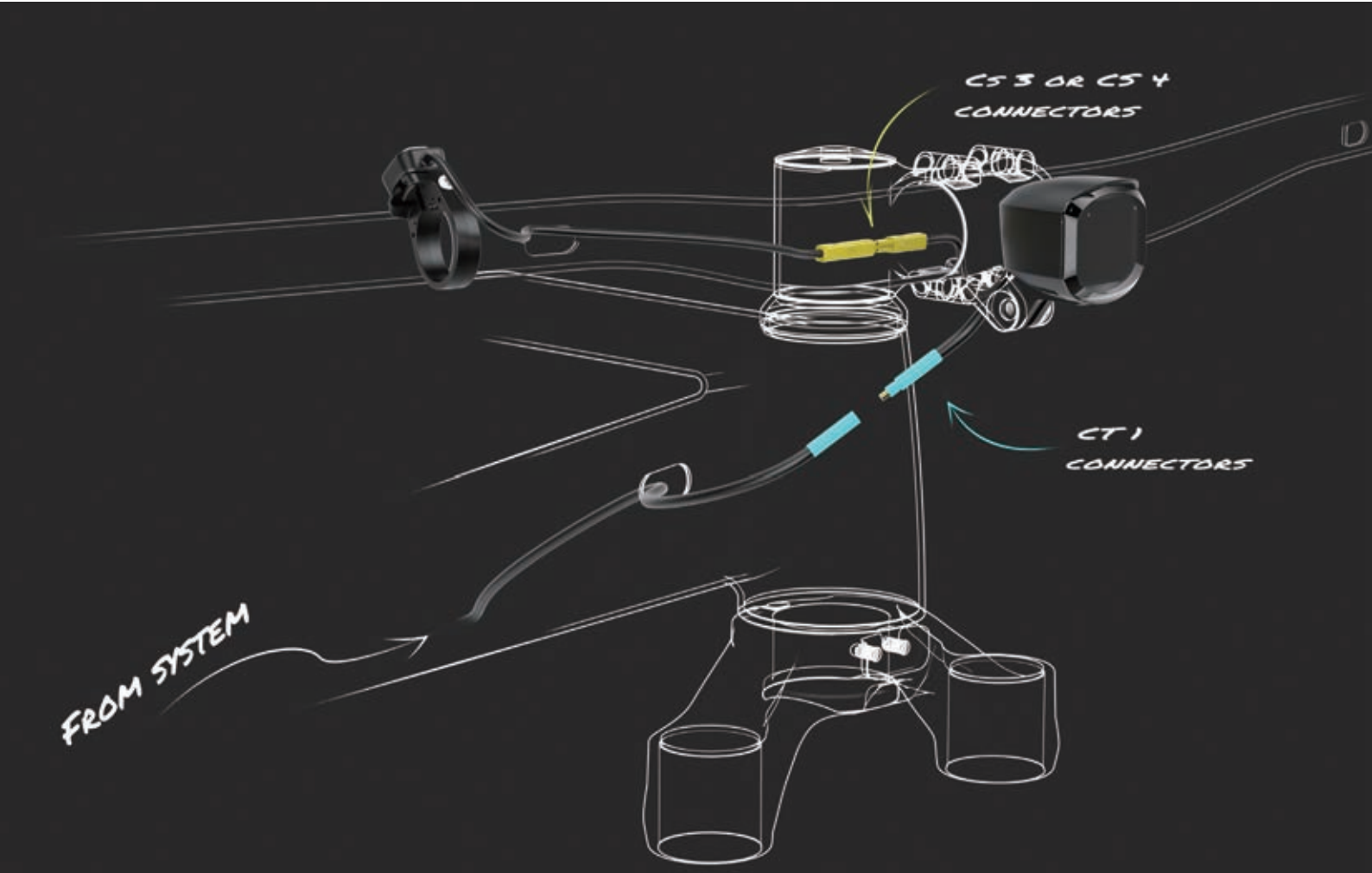
EPC

Easy power connector- is an adding function for the light easily and quickly connected to motor system with FE cable solution. Reduce unnecessary redundancy complicated and inaccessible wiring can cause difficulties for mechanics. Litemove offers EPC option per demands.



FE Cable Solutions

- PVC free cable
- Make a Clean & Neat Assemble
- Hassle free for repair
- Compatible with Litemove headlights with EPC function (easy power connector) .
- Available for Bosch / Shimano / Yamaha / TQ ...



Accessories



for Headlights

Handlebar Bracket



mount: Ø31.8 & 35mm / side

Material: Plastic
SKU No: PHB31850b



mount: Ø31.8 & 35mm / universal

Material: Plastic
SKU No: PHBU31850b

Fork Mount



2 axles fork mount

Material: Aluminum
SKU No: FK2Ab



Universal fork mount

Material: Plastic
SKU No: FKPLb



Suntour NEX-E, NEX, CR8

Material: Plastic
SKU No: STU-1b



Suntour NCX-E

Material: Plastic
SKU No: STU-2b



Suntour MOBIE34/45/25/A32, XCR32, XCM32

Material: Plastic
SKU No: STU-3b



Suntour SF20-NEX-E25

Material: Plastic
SKU No: STU-4b



FOX AWL

Material: Plastic
SKU No: STU-5b



GoPro style mount for BOSCH Intuvia & Nyon (~MY20)

Material: Plastic
SKU No: GO-B01b

GoPro Solutions

Adapter



Stem (face cap) adapter

Material: Plastic
SKU No: AP1b



Headlight rear adapter/ space 9.4mm (GoPro compatible)

Material: Plastic
SKU No: AP2b



Headlight rear adapter (eccentric)/ space 10mm

Material: Plastic
SKU No: AP2Ab



Front fender adapter

Material: Plastic
SKU No: AP3b

for Tail lights

Seat Post Mount



mount: Ø 27.2mm

Material: Plastic
SKU No: SP1-272b



mount: Ø 31.6 & 30.9mm

Material: Plastic
SKU No: SP1-316b

Fender Mount



Rear fender adapter

Material: Plastic
SKU No: FD-CNTb

Seat Stay & Seat Post



SY bracket / mount: seat stay & seat post

Material: Plastic
SKU No: SY1b

Others

Reflector



K-reflector (front)

Material: Plastic
SKU No: RF1b



K-reflector + adapter (w/machine screw)

Material: Plastic
SKU No: RFDb



K-reflector + adapter (w/self-tapping screw)

Material: Plastic
Item No: RFDtb



Z-reflector (rear)

Material: Plastic
SKU No: RF2b



Specifications Overview

Headlights

Model name	RXW-2900	AEW-230	AC-210	AC-150
Model no.	RXW2900	HKAEW230	AC210D / AC210S / AC210U	AC150D / AC150S / AC150U
S/N	0025	E10	10015	0023
Light output	High beam: 200 lux / 2900 lumens (28W); 170 lux / 2425 lumens (22W); 140 lux / 1970 lumens (17W) Low beam: 140 lux / 1665 lumens Day Light: 60 lux / 650 lumens	High beam: 230 lux / 950 lumens Low beam: 170 lux / 550 lumens	High beam: 210 lux Low beam: 140 lux	High beam: 150 lux Low beam: 90 lux
Optical technology	RX Pro	MTi Pro	MTi Plus	MTi Plus
Light source	LED* 12	LED*4	LED *6	LED *4
Input voltage (DC)	12V (11V - 16V)	12V (9V - 16V)	12V (11V - 16V)	12V (6V - 16V)
Power consumption	High beam : 28W / 22W / 17W Low beam : 13.5W Day Light: 5.5W	High beam: 15W max. Low beam: 7.3W	High beam: 16W max. Low beam: 10W	High beam: 13W max. Low beam: 6W
Cable diameter	Power: Ø 4mm Switch: Ø 2.55mm	Power: Ø 4mm Switch: Ø 2.55mm	Power: Ø 4mm Switch: Ø 2.55mm	Power: Ø 4mm Switch: Ø 2.55mm
Cable length	Power: 1400mm Switch: 300mm	Power: 1400 mm Switch: 300mm	Power: 1400 mm Switch: 300mm / 650mm	Power: 1400 mm Switch: 300mm / 650mm
IP rating	IP56	IP56	IP56	IP56
Operating temperature (°C)	-25 ~ +50	-25 ~ +70	-25 ~ +50	-25 ~ +50
Material	Aluminum	Aluminum	Aluminum	Aluminum
Weight (w/o cable)	155g	165g	128g	128g
Dimension (WXHXL)	83 x 50.8 x 52 mm	63.1 x 49.9 x 52 mm	Ø 46 x 52 mm	Ø 46 x 52 mm
Switch bracket / mount	Ø 22.2mm	Ø 22.2mm	Ø 22.2mm	Ø 22.2mm
Reflector (optional)	N/A	RFD	RF1 / RFD	RF1 / RFD
Compliance	CE / RoHS / REACH	CE / RoHS / REACH / Prop 65	CE / RoHS / REACH	CE / RoHS / REACH
Type of approval	StVZO-K / ISO 6742	StVZO-K / ISO 6742	StVZO-K / ISO 6742	StVZO-K / ISO 6742
Approval number	- K 2509	- K 1973	- K 2510	- K 1837

Model name	ACN-1200	SC-160	SCN-1700	SEC-150
Model no.	ACN1200D / ACN1200S / ACN1200U	SC160D / SC160S / SC160U	SCN1700D / SCN1700S / SCN1700U	SEC150D / SEC150S / SEC150U
S/N	0032	0020	0033	0028
Light output	High beam : 155 lux / 1200 lumens Low beam : 130 lux / 990 lumens	160 lux / 800 lumens	130 lux / 1700 lumens	150 lux
Optical technology	MTi Plus	ATIR	ATIR	MTi
Light source	LED*12	LED *3	LED*6	LED *3
Input voltage (DC)	12V (10.5 V - 16V)	12V (11V - 16V)	12V (11V - 16V)	12V (11V - 16V)
Power consumption	High beam : 18W max. Low beam : 11W	9W	18W max.	10W
Cable diameter	Power : Ø 4mm Switch : Ø 2.55mm	Ø 4mm	Ø 4mm	Ø 4mm
Cable length	Power: 1400mm Switch: 300mm / 650mm	1400mm	1400mm	1400mm
IP rating	IP56	IP56	IP56	IP56
Operating temperature (°C)	-25 ~ +50	-25 ~ +50	-25 ~ +50	-25 ~ +50
Material	Aluminum	Aluminum	Aluminum	Aluminum
Weight (w/o cable)	128g	115g	115g	90g
Dimension (WXHXL)	Ø46 x 52mm	Ø 46 x 40.8 mm	Ø 46 x 40.8 mm	Ø 43.5 x 46.9 mm
Switch bracket / mount	Ø 22.2mm	N/A	N/A	N/A
Reflector (optional)	RF1 / RFD	RF1 / RFD	RF1 / RFD	RF1 / RFD
Compliance	CE / RoHS / REACH	CE / RoHS / REACH	CE / RoHS / REACH	CE / RoHS / REACH
Type of approval	N/A	StVZO-K / ISO 6742	N/A	StVZO-K / ISO 6742
Approval number	N/A	- K 2581	N/A	- K 2510

Headlights

Model name	SEC-110	SE-90	SE-90A	SE-70
Model no.	SEC110D / SEC110S / SEC110U	SE90D / SE90U	SE90AD	SE70D / SE70U
S/N	10019	0021	0024	0018
Light output	110 lux	90 lux	Standard: 90 lux Day Light: 30 lux	70 lux
Optical technology	MTi	MTi	MTi	MTi
Light source	LED *2	LED *1	LED *1	LED *1
Input voltage (DC)	12V (8V - 16V)	6V (5V - 16V)	6V (5V - 16V)	6V (5V - 16V)
Power consumption	8W	5W	Standard: 5W Day Light: 1.5W	4W
Cable diameter	Ø 4mm	Ø 4mm	Ø 4mm	Ø 4mm
Cable length	1400mm	1400mm	1400mm	1400mm
IP rating	IP56	IP56	IP56	IP56
Operating temperature (°C)	-25 ~ +50	-25 ~ +50	-25 ~ +50	-25 ~ +50
Material	Aluminum / Plastic	Plastic	Plastic	Plastic
Weight (w/o cable)	85g	66g	67g	66g
Dimension (WXHXL)	Ø 43.5 x 46.9 mm	Ø 43.5 x 49 mm	Ø 43.5 x 49 mm	Ø 43.5 x 49 mm
Switch bracket / mount	N/A	N/A	N/A	N/A
Reflector (optional)	RF1 / RFD	RF1	RF1	RF1
Compliance	CE / RoHS / REACH	CE / RoHS / REACH	CE / RoHS / REACH	CE / RoHS / REACH
Type of approval	StVZO-K / ISO 6742	StVZO-K / ISO 6742	StVZO-K / ISO 6742	StVZO-K / ISO 6742
Approval number	- K 2511	- K 2379	- K 2379	- K 2379

Model name	RX-E90	RX-E50	AE-260	AE-200
Model no.	RXE90	RXE50		HEAE200D / HEAE200U / HEAE200R
S/N	RX02	RX01		AE200
Light output	High beam : 90 lux Low beam : 50 lux	50 lux	High beam (Driving beam): 680 lumens Low beam (Passing beam): 650 lumens	High beam (Driving beam): 600 lumens Low beam (Passing beam): 500 lumens
Optical technology	RX Plus	RX	MTi Plus	MTi Plus
Light source	LED*2	LED*1	LED*6	LED *4
Input voltage (DC)	6V (5V ~ 16V)	6V (5V ~ 16V)	12V (11V ~ 16V)	12V (9V ~ 16V)
Power consumption	High beam: 5.8W max. Low beam: 2.9W	2.5W	High beam: 17W Low beam: 17W	High beam: 13W max. Low beam: 9.6W
Cable diameter	Power: Ø 4mm Switch: Ø 2.55mm	Ø 4mm	Power : Ø 4mm	Power: Ø 4mm Switch: Ø 2.55mm
Cable length	Power: 1400 mm Switch: 300mm / 650mm	Power: 1400 mm	250mm with connector	Power: 1400 mm Switch: 300mm / 650mm
IP rating	IP56	IP56	IP67	IP56
Operating temperature (°C)	-25 ~ +70	-25 ~ +50	-25 ~ +70	-25 ~ +70
Material	Aluminum	Plastic	Aluminum	Aluminum
Weight (w/o cable)	37.5g	18.5g	106g	120g
Dimension (WXHXL)	39.2 x 52.6 x 48.8 mm	39.2 x 52.6 x 48.8 mm	Ø 43.5 x 51mm	Ø 46 x 59.5mm
Switch bracket / mount	Ø 22.2mm	N/A	N/A	Ø 22.2mm
Reflector (optional)	RFD	RFDT	N/A	RF1 / RFD
Compliance	CE / RoHS / REACH / Prop 65	CE / RoHS / REACH / Prop 65	CE / RoHS / REACH	CE / RoHS / REACH / Prop 65
Type of approval	StVZO-K / ISO 6742	StVZO-K / ISO 6742	UNECE R113 Class-C / ISO 6742	UNECE R113 Class-B / ISO 6742
Approval number	- K 2047	- K 2047		E9 16897

Taillight

Model name	TX3	TX3	TA-KA	TA-KS	TSV-SP
Model no.	TX301	TX302	TKACE	TKSCE	TSV
S/N	0014	0014-1	B06	B05	0031
Light output	Brake light : 80000mcd Rear light : 2600mcd	2500mcd	Brake light: 45000mcd Rear light: 8000mcd	7200mcd	2500mcd
Optical technology	TX3	TX3	LTi	LTi	N/A
Light source	LED*48	LED*46	LED*2	LED*1	LED *10
Input voltage (DC)	12V (6V - 16V)	12V (6V - 16V)	12V (6V - 16V)	12V (6V - 16V)	6V (5V -16V)
Power consumption	Brake light : 2W Rear light : 0.6W	0.6W	Brake light: 4.3W Rear light: 0.5W	0.5W	0.65W
Cable diameter	Ø 3mm	Ø 3mm	Ø 3mm / 1-3 pins	Ø 3mm / 1-2 pins	Ø 3mm
Cable length	1400mm	1400mm	1700mm	1400mm	1400mm
IP rating	IP56	IP56	IP56	IP56	IP56
Operating temperature (°C)	-25 ~ +50	-25 ~ +50	-25 ~ +70	-25 ~ +70	-25 ~ +50
Material	Plastic	Plastic	Plastic	Plastic	Plastic
Weight (w/o cable)	36g	36g	31g	33g	18g (w/o bracket)
Dimension (WXHXL)	124.4 x 20.4 x 16.8 mm	124.4 x 20.4 x 16.8 mm	125 x 13.5 x 21 mm	125 x 13.5 x 21 mm	17.1x37x26mm (w/o bracket)
Mounting option	TX3-compatible rack	TX3-compatible rack	50mm & 80mm rack holder	50mm & 80mm rack holder	SP1-316 : Ø 31.6 & 30.9mm seat post SP1-272 : Ø 27.2mm seat post
Reflector (optional)	RF2	RF2	N/A	N/A	N/A
Compliance	CE / RoHS / REACH	CE / RoHS / REACH	CE / RoHS / REACH / Prop 65	CE / RoHS / REACH / Prop 65	CE / RoHS / REACH
Type of approval	StVZO-K / ISO 6742	StVZO-K / ISO 6742	StVZO-K / ISO 6742	StVZO-K / ISO 6742	StVZO-K / ISO 6742
Approval number	~ K 2450	~ K 2450	~ K 1929	~ K 1930	~ K 2550

Model name	TS-SP	TS-FD	TS-RK	TL-FD
Model no.	TKSESP1-316 TKSESP1-272	TKSEFD	TKSE-RR800 TKSE-RR500	TLFD
S/N	B03	B03	B01(RR500) / B02(RR800)	0005
Light output	7200mcd	7200mcd	7200mcd	20 lumens
Optical technology	LTi	LTi	LTi	TL-K
Light source	LED *4	LED *4	LED *4	LED*16 (Red)
Input voltage (DC)	6V (5V - 16V)	6V (5V - 16V)	6V (5V - 16V)	6V (5V - 16V)
Power consumption	0.6W	0.6W	0.6W	0.6W
Cable diameter	Ø 3mm	Ø 3mm	Ø 3mm	Ø 3mm
Cable length	1400mm	1400mm	1400mm	1400 mm
IP rating	IP56	IP56	IP56	IP56
Operating temperature (°C)	-25 ~ +70	-25 ~ +70	-25 ~ +70	-25~-+50
Material	Plastic	Plastic	Plastic	Plastic
Weight (w/o cable)	18g (w/o bracket)	18g (w/o adapter)	TKSE-RR800: 23g TKSE-RR500: 20g	11g
Dimension (WXHXL)	38 x 18 x 24 mm (w/o bracket)	38 x 18 x 24 mm (w/o adapter)	TKSE-RR800: 96 x 18 x17 mm TKSE-RR500: 65 x 18 x17 mm	16.3 x 89.6 x 12.9 mm (w/o bracket)
Mounting option	TKSESP1-316: Ø 31.6 & 30.9mm seat post TKSESP1- 272: Ø 27.2mm seat post	Universal	TKSE-RR800: 80mm rack holder TKSE-RR500: 50mm rack holder	Bicycle fender
Reflector (optional)	N/A	N/A	RF2	N/A
Compliance	CE / RoHS / REACH / Prop 65	CE / RoHS / REACH / Prop 65	CE / RoHS / REACH / Prop 65	CE / RoHS / REACH
Type of approval	StVZO-K / ISO 6742	StVZO-K / ISO 6742	StVZO-K / ISO 6742	StVZO-K / ISO 6742
Approval number	~ K 1693	~ K 1693	~ K 1693	~ K 2149

Visibility Light

Model name	TL01	TL02	TL03
Model no.	TL01	TL02	TL03
S/N	TL01	TL02	0010
Light output	High: 25 lumens Standard: 13 lumens Strobe: 23 lumens Flash: 11 lumens Eco: 4 lumens	High: 40 lumens Standard: 20 lumens Strobe: 36 lumens Flash: 18 lumens Eco: 6.4 lumens	High: 20 lumens Standard: 11 lumens
Optical technology	N/A	N/A	TL-K
Light source	LED*16 (Red)	LED*16 (White)	LED*16 (Red)
Power source	Battery (3.7V/ 300mAh)	Battery (3.7V/ 300mAh)	Battery (3.7V / 300mAh)
Runtime	High: 2.5 hours Standard: 5 hours Strobe: 15 hours Flash: 65 hours Eco: 70 hours	High: 4 hours Standard: 9 hours Strobe: 19 hours Flash: 95 hours Eco: 100 hours	High : 2 hours Standard : 3.5 hours
Charge time	1.5 hours	1.5 hours	1.5 hours
Charge require	Built-in USB-A, 5V 1A	Built-in USB-A, 5V 1A	Built-in USB-A, 5V 1A
Low power indicator	Yes	Yes	Yes
Charging indicator	Yes	Yes	Yes
IP rating	IP56	IP56	IP56
Operating temperature (°C)	-10 ~ +50	-10 ~ +50	-10 ~ +50
Material	Plastic	Plastic	Plastic
Weight (w/o bracket)	18g	18g	18g
Dimension (WXHXL)	15.5 x 74.3 x 18mm (w/o bracket)	15.5 x 74.3 x 18mm (w/o bracket)	15.5 x 74.3 x 18 mm (w/o bracket)
Mounting option	Universal	Universal	Universal
Compliance	CE / RoHS / REACH	CE / RoHS / REACH	CE / RoHS / REACH
Type of approval	N/A	N/A	StVZO-K / ISO 6742
Approval number	N/A	N/A	~ K 2149

#ridesafe #litemove



LITEMOVE

Litemove International

No. 198, Fuya Road, Xitun Dist. Taichung 40762, Taiwan

Pho: +886 4 2462 1080 / Fax: +886 4 2462 1081

info@lite-move.com

Litemove Germany

Weissenbrunner Hauptstrasse 2

91227 Leinburg-Weissenbrunn

Pho: +49 (0) 9187 9010057

info@litemove.eu

www.lite-move.com

Litemove Technology Co., Ltd. © 2024-2025

Photos in this brochure may not be actual products available in your country.
Specifications subject to change without notice.

LM-B41203